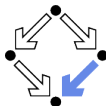
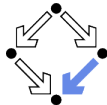


Specifying and Verifying System Properties

Wolfgang Schreiner
Wolfgang.Schreiner@risc.jku.at

Research Institute for Symbolic Computation (RISC)
Johannes Kepler University, Linz, Austria
<http://www.risc.jku.at>



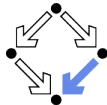


1. The Basics of Temporal Logic

2. Specifying with Linear Time Logic

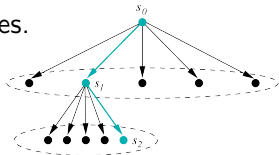
3. Verifying Safety Properties by Computer-Supported Proving

Motivation



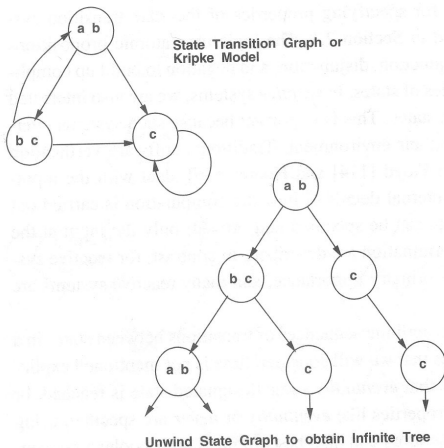
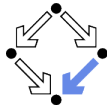
We need a language for specifying system properties.

- A system S is a pair $\langle I, R \rangle$.
 - Initial states I , transition relation R .
 - More intuitive: reachability graph.
 - Starting from an initial state s_0 , the system runs evolve.
- Consider the reachability graph as an infinite **computation tree**.
 - Different tree nodes may denote occurrences of the same state.
 - Each occurrence of a state has a unique predecessor in the tree.
 - Every path in this tree is infinite.
 - Every finite run $s_0 \rightarrow \dots \rightarrow s_n$ is extended to an infinite run $s_0 \rightarrow \dots \rightarrow s_n \rightarrow s_n \rightarrow s_n \rightarrow \dots$
- Or simply consider the graph as a **set of system runs**.
 - Same state may occur multiple times (in one or in different runs).



Temporal logic describes such trees respectively sets of system runs.

Computation Trees versus System Runs



Set of system runs:

$[a, b] \rightarrow c \rightarrow c \rightarrow \dots$

$[a, b] \rightarrow [b, c] \rightarrow c \rightarrow \dots$

$[a, b] \rightarrow [b, c] \rightarrow [a, b] \rightarrow \dots$

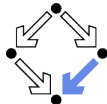
$[a, b] \rightarrow [b, c] \rightarrow [a, b] \rightarrow \dots$

\dots

Figure 3.1
Computation trees.

Edmund Clarke et al: "Model Checking", 1999.

State Formula

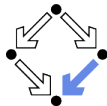


Temporal logic is based on classical logic.

- A **state formula** F is evaluated on a state s .
 - Any predicate logic formula is a state formula:
 $p(x), \neg F, F_0 \wedge F_1, F_0 \vee F_1, F_0 \Rightarrow F_1, F_0 \Leftrightarrow F_1, \forall x : F, \exists x : F$.
 - In **propositional temporal logic** only propositional logic formulas are state formulas (no quantification):
 $p, \neg F, F_0 \wedge F_1, F_0 \vee F_1, F_0 \Rightarrow F_1, F_0 \Leftrightarrow F_1$.
- **Semantics**: $s \models F$ (" F holds in state s ").
 - Example: semantics of conjunction.
 - $(s \models F_0 \wedge F_1) :\Leftrightarrow (s \models F_0) \wedge (s \models F_1)$.
 - " $F_0 \wedge F_1$ holds in s if and only if F_0 holds in s and F_1 holds in s ".

Classical logic reasoning on individual states.

Temporal Logic



Extension of classical logic to reason about multiple states.

- Temporal logic is an instance of **modal logic**.
 - Logic of “multiple worlds (situations)” that are in some way related.
 - Relationship may e.g. be a **temporal** one.
 - Amir Pnueli, 1977: temporal logic is suited to system specifications.
 - Many variants, two fundamental classes.
- **Branching Time Logic**
 - Semantics defined over **computation trees**.

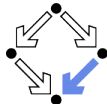
At each moment, there are multiple possible futures.
 - Prominent variant: **CTL**.

Computation tree logic; a propositional branching time logic.
- **Linear Time Logic**
 - Semantics defined over **sets of system runs**.

At each moment, there is only one possible future.
 - Prominent variant: **PLTL**.

A propositional linear time logic.

Branching Time Logic (CTL)

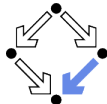


We use temporal logic to specify a system property F .

- **Core question:** $S \models F$ (" F holds in system S ").
 - System $S = \langle I, R \rangle$, temporal logic formula F .
- **Branching time logic:**
 - $S \models F :\Leftrightarrow S, s_0 \models F$, for every initial state s_0 of S .
 - Property F must be evaluated on every pair of system S and initial state s_0 .
 - Given a computation tree with root s_0 , F is evaluated on **that tree**.

CTL formulas are evaluated on computation trees.

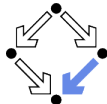
State Formulas



We have additional state formulas.

- A **state formula** F is evaluated on state s of System S .
 - Every (classical) state formula f is such a state formula.
 - Let P denote a **path formula** (later).
 - Evaluated on a **path** (state sequence) $p = p_0 \rightarrow p_1 \rightarrow p_2 \rightarrow \dots$
 $R(p_i, p_{i+1})$ for every i ; p_0 need not be an initial state.
 - Then the following are **state formulas**:
 - $\mathbf{A} P$ ("in every path P "),
 - $\mathbf{E} P$ ("in some path P ").
 - **Path quantifiers**: \mathbf{A}, \mathbf{E} .
- **Semantics**: $S, s \models F$ (" F holds in state s of system S ").
 - $S, s \models f :\Leftrightarrow s \models f$.
 - $S, s \models \mathbf{A} P :\Leftrightarrow S, p \models P$, for every path p of S with $p_0 = s$.
 - $S, s \models \mathbf{E} P :\Leftrightarrow S, p \models P$, for some path p of S with $p_0 = s$.

Path Formulas



We have a class of formulas that are not evaluated over individual states.

- A **path formula** P is evaluated on a path p of system S .

- Let F and G denote **state formulas**.
- Then the following are **path formulas**:

$\mathbf{X} F$ ("next time F "),

$\mathbf{G} F$ ("always F "),

$\mathbf{F} F$ ("eventually F "),

$F \mathbf{U} G$ (" F until G ").

- **Temporal operators**: $\mathbf{X}, \mathbf{G}, \mathbf{F}, \mathbf{U}$.

- **Semantics**: $S, p \models P$ (" P holds in path p of system S ").

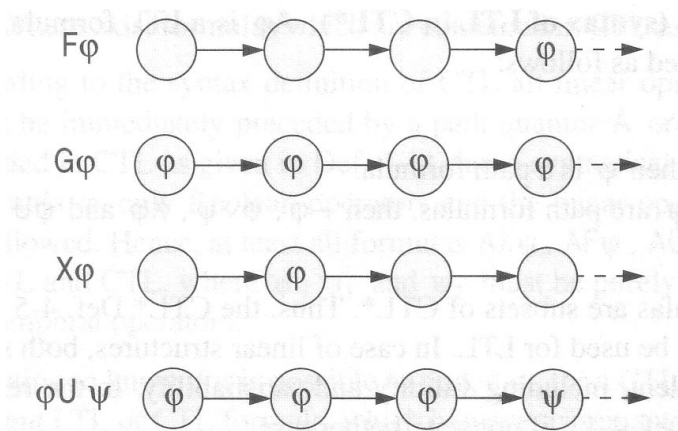
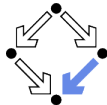
$$S, p \models \mathbf{X} F :\Leftrightarrow S, p_1 \models F.$$

$$S, p \models \mathbf{G} F :\Leftrightarrow \forall i \in \mathbb{N} : S, p_i \models F.$$

$$S, p \models \mathbf{F} F :\Leftrightarrow \exists i \in \mathbb{N} : S, p_i \models F.$$

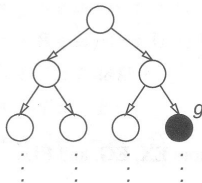
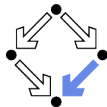
$$S, p \models F \mathbf{U} G :\Leftrightarrow \exists i \in \mathbb{N} : S, p_i \models G \wedge \forall j \in \mathbb{N}_i : S, p_j \models F.$$

Path Formulas

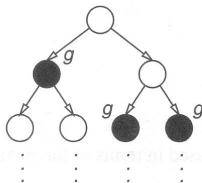


Thomas Kropf: "Introduction to Formal Hardware Verification", 1999.

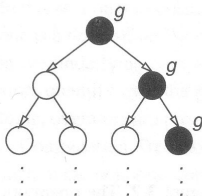
Path Quantifiers and Temporal Operators



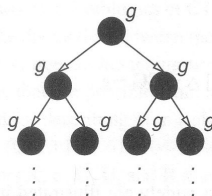
$M, s_0 \models \mathbf{EF} g$



$M, s_0 \models \mathbf{AF} g$



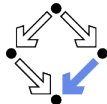
$M, s_0 \models \mathbf{EG} g$



$M, s_0 \models \mathbf{AG} g$

Edmund Clarke et al: "Model Checking", 1999.

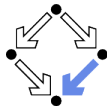
Linear Time Logic (LTL)



We use temporal logic to specify a system property P .

- **Core question:** $S \models P$ (" P holds in system S ").
 - System $S = \langle I, R \rangle$, temporal logic formula P .
- **Linear time logic:**
 - $S \models P :\Leftrightarrow r \models P$, for every run r of S .
 - Property P must be evaluated on every run r of S .
 - Given a computation tree with root s_0 , P is evaluated on **every path** of that tree originating in s_0 .
 - If P holds for every path, P holds on S .

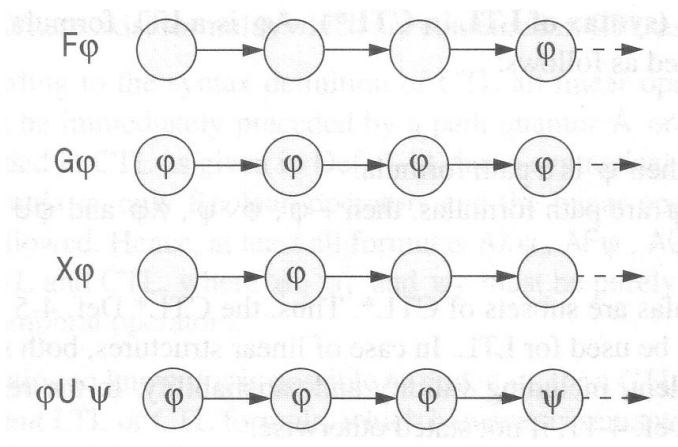
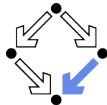
LTL formulas are evaluated on system runs.



No path quantifiers; all formulas are path formulas.

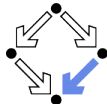
- Every **formula** is evaluated on a path p .
 - Also every state formula f of classical logic (see below).
 - Let F and G denote formulas.
 - Then also the following are formulas:
 - $\mathbf{X} F$ (“next time F ”), often written $\bigcirc F$,
 - $\mathbf{G} F$ (“always F ”), often written $\Box F$,
 - $\mathbf{F} F$ (“eventually F ”), often written $\Diamond F$,
 - $F \mathbf{U} G$ (“ F until G ”).
- **Semantics:** $p \models P$ (“ P holds in path p ”).
 - $p^i := \langle p_i, p_{i+1}, \dots \rangle$.
 - $p \models f :\Leftrightarrow p_0 \models f$.
 - $p \models \mathbf{X} F :\Leftrightarrow p^1 \models F$.
 - $p \models \mathbf{G} F :\Leftrightarrow \forall i \in \mathbb{N} : p^i \models F$.
 - $p \models \mathbf{F} F :\Leftrightarrow \exists i \in \mathbb{N} : p^i \models F$.
 - $p \models F \mathbf{U} G :\Leftrightarrow \exists i \in \mathbb{N} : p^i \models G \wedge \forall j \in \mathbb{N}_i : p^j \models F$.

Formulas



Thomas Kropf: "Introduction to Formal Hardware Verification", 1999.

Branching versus Linear Time Logic



We use temporal logic to specify a system property P .

- **Core question:** $S \models P$ (" P holds in system S ").
 - System $S = \langle I, R \rangle$, temporal logic formula P .
- **Branching time logic:**
 - $S \models P :\Leftrightarrow S, s_0 \models P$, for every initial state s_0 of S .
 - Property P must be evaluated on every pair (S, s_0) of system S and initial state s_0 .
 - Given a computation tree with root s_0 , P is evaluated on **that tree**.
- **Linear time logic:**
 - $S \models P :\Leftrightarrow r \models P$, for every run r of S .
 - Property P must be evaluated on every run r of S .
 - Given a computation tree with root s_0 , P is evaluated on **every path** of that tree originating in s_0 .
 - If P holds for every path, P holds on S .

Branching versus Linear Time Logic

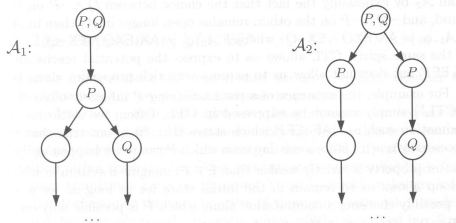
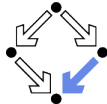


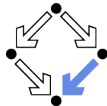
Fig. 2.4. Two automata, indistinguishable for PLTL

B. Berard et al: "Systems and Software Verification", 2001.

- **Linear time logic:** both systems have the same runs.
 - Thus every formula has same truth value in both systems.
- **Branching time logic:** the systems have different computation trees.
 - Take formula $\mathbf{AX}(\mathbf{EX} Q \wedge \mathbf{EX} \neg Q)$.
 - True for left system, false for right system.

The two variants of temporal logic have different expressive power.

Branching versus Linear Time Logic



Is one temporal logic variant more expressive than the other one?

- CTL formula: **AG**(**EF** F).
 - “In every run, it is at any time still **possible** that later F will hold”.
 - Property cannot be expressed by **any** LTL logic formula.
- LTL formula: $\Diamond\Box F$ (i.e. **FG** F).
 - “In every run, there is a moment from which on F holds forever.”.
 - Naive translation **AFG** F is **not** a CTL formula.
 - **G** F is a path formula, but **F** expects a state formula!
 - Translation **AFAG** F expresses a **stronger** property (see next page).
 - Property cannot be expressed by **any** CTL formula.

None of the two variants
is strictly more expressive
than the other one; no
variant can express every
system property.

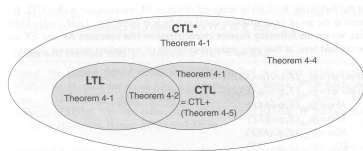
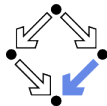


Fig. 4-8. Expressiveness of CTL*, CTL+, CTL and LTL

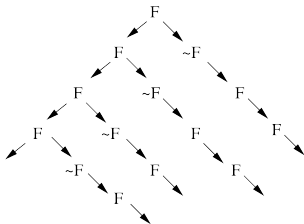
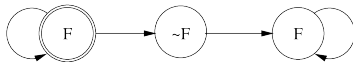
Thomas Kropf: “Introduction to Formal Hardware Verification”, 1999.

<http://www.risc.jku.at>

Branching versus Linear Time Logic




Proof that **AFAG** F (CTL) is different from $\Diamond\Box F$ (LTL).



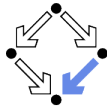
AFAG $F \iff \text{false}$

In every run, there is a moment when it is guaranteed that from now on F holds forever.



$\Diamond\Box F \iff \text{true}$

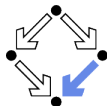
In every run, there is a moment from which on F holds forever.



1. The Basics of Temporal Logic

2. Specifying with Linear Time Logic

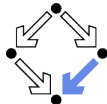
3. Verifying Safety Properties by Computer-Supported Proving



Why using linear time logic (LTL) for system specifications?

- LTL has many **advantages**:
 - LTL formulas are **easier to understand**.
 - Reasoning about computation paths, not computation trees.
 - No explicit path quantifiers used.
 - LTL can express most interesting system properties.
 - Invariance, guarantee, response, ... (see later).
 - LTL can express **fairness constraints** (see later).
 - CTL cannot do this.
 - But CTL can express that a state is reachable (which LTL cannot).
- LTL has also some **disadvantages**:
 - LTL is strictly less expressive than other specification languages.
 - CTL* or μ -calculus.
 - Asymptotic complexity of model checking is higher.
 - LTL: exponential in size of formula; CTL: linear in size of formula.
 - In practice the **number of states** dominates the checking time.

Frequently Used LTL Patterns

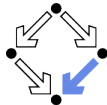


In practice, most temporal formulas are instances of particular patterns.

Pattern	Pronounced	Name
$\Box F$	always F	invariance
$\Diamond F$	eventually F	guarantee
$\Box \Diamond F$	F holds infinitely often	recurrence
$\Diamond \Box F$	eventually F holds permanently	stability
$\Box (F \Rightarrow \Diamond G)$	always, if F holds, then eventually G holds	response
$\Box (F \Rightarrow (G \text{ U } H))$	always, if F holds, then G holds until H holds	precedence

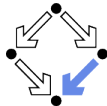
Typically, there are at most two levels of nesting of temporal operators.

Examples



- **Mutual exclusion:** $\Box \neg (pc_1 = C \wedge pc_2 = C)$.
 - Alternatively: $\neg \Diamond (pc_1 = C \wedge pc_2 = C)$.
 - Never both components are simultaneously in the critical region.
- **No starvation:** $\forall i : \Box (pc_i = W \Rightarrow \Diamond pc_i = R)$.
 - Always, if component i waits for a response, it eventually receives it.
- **No deadlock:** $\Box \neg \forall i : pc_i = W$.
 - Never all components are simultaneously in a wait state W .
- **Precedence:** $\forall i : \Box (pc_i \neq C \Rightarrow (pc_i \neq C \text{ U } lock = i))$.
 - Always, if component i is out of the critical region, it stays out until it receives the shared lock variable (which it eventually does).
- **Partial correctness:** $\Box (pc = L \Rightarrow C)$.
 - Always if the program reaches line L , the condition C holds.
- **Termination:** $\forall i : \Diamond (pc_i = T)$.
 - Every component eventually terminates.

Example



If event a occurs, then b must occur before c can occur (a run $\dots, a, (\neg b)^*, c, \dots$ is illegal).

- First idea (wrong)

$a \Rightarrow \dots$

- Every run d, \dots becomes legal.

- Next idea (correct)

$\Box(a \Rightarrow \dots)$

- First attempt (wrong)

$\Box(a \Rightarrow (b \mathbf{U} c))$

- Run $a, b, \neg b, c, \dots$ is illegal.

- Second attempt (better)

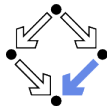
$\Box(a \Rightarrow (\neg c \mathbf{U} b))$

- Run $a, \neg c, \neg c, \neg c, \dots$ is illegal.

- Third attempt (correct)

$\Box(a \Rightarrow ((\Box \neg c) \vee (\neg c \mathbf{U} b)))$

Specifier has to think in terms of allowed/prohibited sequences.



Temporal Rules

Temporal operators obey a number of fairly intuitive rules.

■ Extraction laws:

- $\Box F \Leftrightarrow F \wedge \bigcirc \Box F.$
- $\Diamond F \Leftrightarrow F \vee \bigcirc \Diamond F.$
- $F \mathbf{U} G \Leftrightarrow G \vee (F \wedge \bigcirc (F \mathbf{U} G)).$

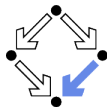
■ Negation laws:

- $\neg \Box F \Leftrightarrow \Diamond \neg F.$
- $\neg \Diamond F \Leftrightarrow \Box \neg F.$
- $\neg (F \mathbf{U} G) \Leftrightarrow ((\neg G) \mathbf{U} (\neg F \wedge \neg G)) \vee \neg \Diamond G.$

■ Distributivity laws:

- $\Box (F \wedge G) \Leftrightarrow (\Box F) \wedge (\Box G).$
- $\Diamond (F \vee G) \Leftrightarrow (\Diamond F) \vee (\Diamond G).$
- $(F \wedge G) \mathbf{U} H \Leftrightarrow (F \mathbf{U} H) \wedge (G \mathbf{U} H).$
- $F \mathbf{U} (G \vee H) \Leftrightarrow (F \mathbf{U} G) \vee (F \mathbf{U} H).$
- $\Box \Diamond (F \vee G) \Leftrightarrow (\Box \Diamond F) \vee (\Box \Diamond G).$
- $\Diamond \Box (F \wedge G) \Leftrightarrow (\Diamond \Box F) \wedge (\Diamond \Box G).$

Classes of System Properties



There exists two important classes of system properties.

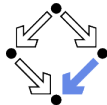
■ Safety Properties:

- A safety property is a property such that, if it is violated by a run, it is already violated by some **finite prefix** of the run.
 - This finite prefix cannot be extended in any way to a complete run satisfying the property.
- Example: $\Box F$ (with state property F).
 - The violating run $F \rightarrow F \rightarrow \neg F \rightarrow \dots$ has the prefix $F \rightarrow F \rightarrow \neg F$ that cannot be extended in any way to a run satisfying $\Box F$.

■ Liveness Properties:

- A liveness property is a property such that every finite prefix can be extended to a **complete run** satisfying this property.
 - Only a **complete run itself** can violate that property.
- Example: $\Diamond F$ (with state property F).
 - Any finite prefix p can be extended to a run $p \rightarrow F \rightarrow \dots$ which satisfies $\Diamond F$.

System Properties

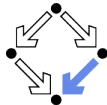


Not every system property is itself a safety property or a liveness property.

- **Example:** $P :\Leftrightarrow (\Box A) \wedge (\Diamond B)$ (with state properties A and B)
 - Conjunction of a safety property and a liveness property.
- Take the run $[A, \neg B] \rightarrow [A, \neg B] \rightarrow [A, \neg B] \rightarrow \dots$ violating P .
 - Any prefix $[A, \neg B] \rightarrow \dots \rightarrow [A, \neg B]$ of this run can be extended to a run $[A, \neg B] \rightarrow \dots \rightarrow [A, \neg B] \rightarrow [A, B] \rightarrow [A, B] \rightarrow \dots$ satisfying P .
 - Thus P is **not a safety property**.
- Take the finite prefix $[\neg A, B]$.
 - This prefix cannot be extended in any way to a run satisfying P .
 - Thus P is **not a liveness property**.

So is the distinction “safety” versus “liveness” really useful?

System Properties



The real importance of the distinction is stated by the following theorem.

- **Theorem:**

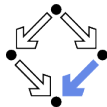
Every system property P is a conjunction $S \wedge L$ of some safety property S and some liveness property L .

- If L is “true”, then P itself is a safety property.
- If S is “true”, then P itself is a liveness property.

- **Consequence:**

- Assume we can decompose P into appropriate S and L .
- For verifying $M \models P$, it then suffices to verify:
 - **Safety:** $M \models S$.
 - **Liveness:** $M \models L$.
- Different strategies for verifying safety and liveness properties.

For verification, it is important to decompose a system property in its “safety part” and its “liveness part”.



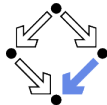
Verifying Safety

We only consider a special case of a safety property.

- $M \models \Box F$.
 - F is a state formula (a formula without temporal operator).
 - Verify that F is an **invariant** of system M .
- $M = \langle I, R \rangle$.
 - $I(s) :\Leftrightarrow \dots$
 - $R(s, s') :\Leftrightarrow R_0(s, s') \vee R_1(s, s') \vee \dots \vee R_{n-1}(s, s')$.
- **Induction Proof.**
 - $\forall s : I(s) \Rightarrow F(s)$.
 - Proof that F holds in every initial state.
 - $\forall s, s' : F(s) \wedge R(s, s') \Rightarrow F(s')$.
 - Proof that each transition preserves F .
 - Reduces to a number of subproofs:

$F(s) \wedge R_0(s, s') \Rightarrow F(s')$
 \dots
 $F(s) \wedge R_{n-1}(s, s') \Rightarrow F(s')$

Example



var $x := 0$
loop
 $p_0 : \text{wait } x = 0$
 $p_1 : x := x + 1$
 ||
 $q_0 : \text{wait } x = 1$
 $q_1 : x := x - 1$

$State = \{p_0, p_1\} \times \{q_0, q_1\} \times \mathbb{Z}.$

$I(p, q, x) :\Leftrightarrow p = p_0 \wedge q = q_0 \wedge x = 0.$

$R(\langle p, q, x \rangle, \langle p', q', x' \rangle) :\Leftrightarrow P_0(\dots) \vee P_1(\dots) \vee Q_0(\dots) \vee Q_1(\dots).$

$P_0(\langle p, q, x \rangle, \langle p', q', x' \rangle) :\Leftrightarrow p = p_0 \wedge x = 0 \wedge p' = p_1 \wedge q' = q \wedge x' = x.$

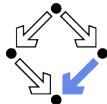
$P_1(\langle p, q, x \rangle, \langle p', q', x' \rangle) :\Leftrightarrow p = p_1 \wedge p' = p_0 \wedge q' = q \wedge x' = x + 1.$

$Q_0(\langle p, q, x \rangle, \langle p', q', x' \rangle) :\Leftrightarrow q = q_0 \wedge x = 1 \wedge p' = p \wedge q' = q_1 \wedge x' = x.$

$Q_1(\langle p, q, x \rangle, \langle p', q', x' \rangle) :\Leftrightarrow q = q_1 \wedge p' = p \wedge q' = q_0 \wedge x' = x - 1.$

Prove $\langle I, R \rangle \models \Box(x = 0 \vee x = 1).$

Inductive System Properties

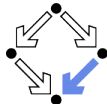


The induction strategy may not work for proving $\Box F$

- **Problem:** F is **not inductive**.
 - F is too weak to prove the induction step.
 - $F(s) \wedge R(s, s') \Rightarrow F(s')$.
- **Solution:** find **stronger** invariant I .
 - If $I \Rightarrow F$, then $(\Box I) \Rightarrow (\Box F)$.
 - It thus suffices to prove $\Box I$.
- **Rationale:** I may be **inductive**.
 - If yes, I is strong enough to prove the induction step.
 - $I(s) \wedge R(s, s') \Rightarrow I(s')$.
 - If not, find a stronger invariant I' and try again.
- Invariant I represents additional knowledge for every proof.
 - Rather than proving $\Box P$, prove $\Box(I \Rightarrow P)$.

The behavior of a system is captured by its strongest invariant.

Example



- Prove $\langle I, R \rangle \models \Box(x = 0 \vee x = 1)$.

- Proof attempt fails.

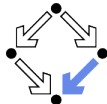
- Prove $\langle I, R \rangle \models \Box G$.

$G :\Leftrightarrow$

$$(x = 0 \vee x = 1) \wedge \\ (p = p_1 \Rightarrow x = 0) \wedge \\ (q = q_1 \Rightarrow x = 1).$$

- Proof works.
- $G \Rightarrow (x = 0 \vee x = 1)$ obvious.

See the proof presented in class.



Verifying Liveness

var $x := 0, y := 0$
loop $x := x + 1$ || **loop** $y := y + 1$

$State = \mathbb{N} \times \mathbb{N}; Label = \{p, q\}.$

$I(x, y) :\Leftrightarrow x = 0 \wedge y = 0.$

$R(l, \langle x, y \rangle, \langle x', y' \rangle) :\Leftrightarrow$

$(l = p \wedge x' = x + 1 \wedge y' = y) \vee (l = q \wedge x' = x \wedge y' = y + 1).$

■ $\langle I, R \rangle \not\models \Diamond x = 1.$

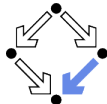
■ $[x = 0, y = 0] \rightarrow [x = 0, y = 1] \rightarrow [x = 0, y = 2] \rightarrow \dots$

■ This run violates (as the only one) $\Diamond x = 1.$

■ Thus the system as a whole does not satisfy $\Diamond x = 1.$

For verifying liveness properties, “unfair” runs have to be ruled out.

Enabling Condition



When is a particular transition enabled for execution?

- $Enabled_R(l, s) :\Leftrightarrow \exists t : R(l, s, t).$
 - Labeled transition relation R , label l , state s .
 - Read: “Transition (with label) l is enabled in state s (w.r.t. R)”.
- Example (previous slide):

$$Enabled_R(p, \langle x, y \rangle)$$

$$\Leftrightarrow \exists x', y' : R(p, \langle x, y \rangle, \langle x', y' \rangle)$$

$$\Leftrightarrow \exists x', y' :$$

$$(p = p \wedge x' = x + 1 \wedge y' = y) \vee$$

$$(p = q \wedge x' = x \wedge y' = y + 1)$$

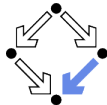
$$\Leftrightarrow (\exists x', y' : p = p \wedge x' = x + 1 \wedge y' = y) \vee$$

$$(\exists x', y' : p = q \wedge x' = x \wedge y' = y + 1)$$

$$\Leftrightarrow \text{true} \vee \text{false}$$

$$\Leftrightarrow \text{true}.$$

- Transition p is always enabled.



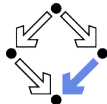
Weak Fairness

■ Weak Fairness

- A run $s_0 \xrightarrow{l_0} s_1 \xrightarrow{l_1} s_2 \xrightarrow{l_2} \dots$ is **weakly fair** to a transition l , if
 - if transition l is eventually **permanently** enabled in the run,
 - then transition l is executed infinitely often in the run.
$$(\exists i : \forall j \geq i : \text{Enabled}_R(l, s_j)) \Rightarrow (\forall i : \exists j \geq i : l_j = l).$$
- The run in the previous example was not weakly fair to transition p .
- LTL formulas may **explicitly specify** weak fairness constraints.
 - Let E_l denote the enabling condition of transition l .
 - Let X_l denote the predicate “transition l is executed”.
 - Define $WF_l : \Leftrightarrow (\Diamond \Box E_l) \Rightarrow (\Box \Diamond X_l)$.
If l is eventually enabled forever, it is executed infinitely often.
- Prove $\langle l, R \rangle \models (WF_l \Rightarrow P)$.
Property P is only proved for runs that are weakly fair to l .

Alternatively, a model may also have weak fairness “built in”.

Example



$State = \mathbb{N} \times \mathbb{N}; Label = \{p, q\}.$

$I(x, y) :\Leftrightarrow x = 0 \wedge y = 0.$

$R(I, \langle x, y \rangle, \langle x', y' \rangle) :\Leftrightarrow$

$(I = p \wedge x' = x + 1 \wedge y' = y) \vee (I = q \wedge x' = x \wedge y' = y + 1).$

■ $\langle I, R \rangle \models WF_p \Rightarrow \Diamond x = 1.$

■ $[x = 0, y = 0] \rightarrow [x = 0, y = 1] \rightarrow [x = 0, y = 2] \rightarrow \dots$

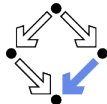
■ This (only) violating run is not weakly fair to transition p .

■ p is always enabled.

■ p is never executed.

System satisfies specification if weak fairness is assumed.

Strong Fairness



■ Strong Fairness

- A run $s_0 \xrightarrow{l_0} s_1 \xrightarrow{l_1} s_2 \xrightarrow{l_2} \dots$ is **strongly fair** to a transition l , if
 - if l is **infinitely often** enabled in the run,
 - then l is also infinitely often executed the run.

$$(\forall i : \exists j \geq i : \text{Enabled}_R(l, s_j)) \Rightarrow (\forall i : \exists j \geq i : l_j = l).$$

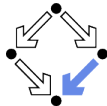
- If r is strongly fair to l , it is also weakly fair to l (but not vice versa).
- LTL formulas may **explicitly specify** strong fairness constraints.
 - Let E_l denote the enabling condition of transition l .
 - Let X_l denote the predicate “transition l is executed”.
 - Define $SF_l : \Leftrightarrow (\Box \Diamond E_l) \Rightarrow (\Box \Diamond X_l)$.

If l is enabled infinitely often, it is executed infinitely often.
 - Prove $\langle l, R \rangle \models (SF_l \Rightarrow P)$.

Property P is only proved for runs that are strongly fair to l .

A much stronger requirement to the fairness of a system.

Example



```
var x=0
loop
  a : x := -x
  b : choose x := 0 [] x := 1
```

$State := \{a, b\} \times \mathbb{Z}; Label = \{A, B_0, B_1\}.$

$I(p, x) :\Leftrightarrow p = a \wedge x = 0.$

$R(I, \langle p, x \rangle, \langle p', x' \rangle) :\Leftrightarrow$

$(I = A \wedge (p = a \wedge p' = b \wedge x' = -x)) \vee$

$(I = B_0 \wedge (p = b \wedge p' = a \wedge x' = 0)) \vee$

$(I = B_1 \wedge (p = b \wedge p' = a \wedge x' = 1)).$

■ $\langle I, R \rangle \models SF_{B_1} \Rightarrow \Diamond x = 1.$

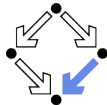
■ $[a, 0] \xrightarrow{A} [b, 0] \xrightarrow{B_0} [a, 0] \xrightarrow{A} [b, 0] \xrightarrow{B_0} [a, 0] \xrightarrow{A} \dots$

■ This (only) violating run is **not strongly fair** to B_1 (but weakly fair).

■ B_1 is infinitely often enabled.

■ B_1 is never executed.

System satisfies specification if strong fairness is assumed.

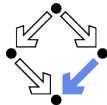


Weak versus Strong Fairness

In which situations is which notion of fairness appropriate?

- Process just waits to be scheduled for execution.
 - Only CPU time is required.
 - Weak fairness suffices.
- Process waits for resource that may be temporarily blocked.
 - Critical region protected by lock variable (mutex/semaphore).
 - Strong fairness is required.
- Non-deterministic choices are repeatedly made in program.
 - Simultaneous listing on multiple communication channels.
 - Strong fairness is required.

Many other notions of fairness exist.

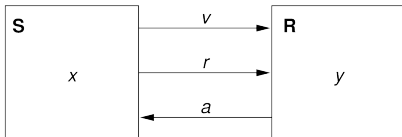
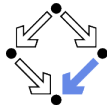


1. The Basics of Temporal Logic

2. Specifying with Linear Time Logic

3. Verifying Safety Properties by Computer-Supported Proving

A Bit Transmission Protocol

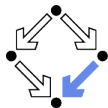


```
var x, y
var v := 0, r := 0, a := 0
```

```
S: loop
  choose x ∈ {0, 1}    ||
  1 : v, r := x, 1
  2 : wait a = 1
    r := 0
  3 : wait a = 0
```

```
R: loop
  1 : wait r = 1
    y, a := v, 1
  2 : wait r = 0
    a := 0
```

Transmit a sequence of bits through a wire.



A (Simplified) Model of the Protocol

$$\text{State} := PC^2 \times (\mathbb{N}_2)^5$$

$$I(p, q, x, y, v, r, a) :\Leftrightarrow p = q = 1 \wedge x \in \mathbb{N}_2 \wedge v = r = a = 0.$$

$$R(\langle p, q, x, y, v, r, a \rangle, \langle p', q', x', y', v', r', a' \rangle) :\Leftrightarrow \\ S1(\dots) \vee S2(\dots) \vee S3(\dots) \vee R1(\dots) \vee R2(\dots).$$

$$S1(\langle p, q, x, y, v, r, a \rangle, \langle p', q', x', y', v', r', a' \rangle) :\Leftrightarrow \\ p = 1 \wedge p' = 2 \wedge v' = x \wedge r' = 1 \wedge \\ q' = q \wedge x' = x \wedge y' = y \wedge a' = a.$$

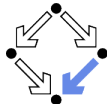
$$S2(\langle p, q, x, y, v, r, a \rangle, \langle p', q', x', y', v', r', a' \rangle) :\Leftrightarrow \\ p = 2 \wedge p' = 3 \wedge a = 1 \wedge r' = 0 \wedge \\ q' = q \wedge x' = x \wedge y' = y \wedge v' = v \wedge a' = a.$$

$$S3(\langle p, q, x, y, v, r, a \rangle, \langle p', q', x', y', v', r', a' \rangle) :\Leftrightarrow \\ p = 3 \wedge p' = 1 \wedge a = 0 \wedge x' \in \mathbb{N}_2 \wedge \\ q' = q \wedge y' = y \wedge v' = v \wedge r' = r \wedge a' = a.$$

$$R1(\langle p, q, x, y, v, r, a \rangle, \langle p', q', x', y', v', r', a' \rangle) :\Leftrightarrow \\ q = 1 \wedge q' = 2 \wedge r = 1 \wedge y' = v \wedge a' = 1 \wedge \\ p' = p \wedge x' = x \wedge v' = v \wedge r' = r.$$

$$R2(\langle p, q, x, y, v, r, a \rangle, \langle p', q', x', y', v', r', a' \rangle) :\Leftrightarrow \\ q = 2 \wedge q' = 1 \wedge r = 0 \wedge a' = 0 \wedge \\ p' = p \wedge x' = x \wedge y' = y \wedge v' = v \wedge r' = r.$$

A Verification Task



$$\langle I, R \rangle \models \Box(q = 2 \Rightarrow y = x)$$

$$Invariant(p, \dots) \Rightarrow (q = 2 \Rightarrow y = x)$$

$$I(p, \dots) \Rightarrow Invariant(p, \dots)$$

$$R(\langle p, \dots \rangle, \langle p', \dots \rangle) \wedge Invariant(p, \dots) \Rightarrow Invariant(p', \dots)$$

$$Invariant(p, q, x, y, v, r, a) :\Leftrightarrow$$

$$(p = 1 \vee p = 2 \vee p = 3) \wedge (q = 1 \vee q = 2) \wedge$$

$$(x = 0 \vee x = 1) \wedge (v = 0 \vee v = 1) \wedge (r = 0 \vee r = 1) \wedge (a = 0 \vee a = 1) \wedge$$

$$(p = 1 \Rightarrow q = 1 \wedge r = 0 \wedge a = 0) \wedge$$

$$(p = 2 \Rightarrow r = 1 \wedge v = x) \wedge$$

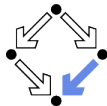
$$(p = 3 \Rightarrow r = 0) \wedge$$

$$(q = 1 \Rightarrow a = 0) \wedge$$

$$(q = 2 \Rightarrow (p = 2 \vee p = 3) \wedge a = 1 \wedge y = x)$$

The invariant captures the essence of the protocol.

The RISC ProofNavigator Theory



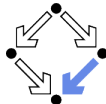
```
newcontext "protocol";
```

```
p: NAT; q: NAT; x: NAT; y: NAT; v: NAT; r: NAT; a: NAT;  
p0: NAT; q0: NAT; x0: NAT; y0: NAT; v0: NAT; r0: NAT; a0: NAT;
```

```
S1: BOOLEAN =  
  p = 1 AND p0 = 2 AND v0 = x AND r0 = 1 AND  
  q0 = q AND x0 = x AND y0 = y AND a0 = a;  
S2: BOOLEAN =  
  p = 2 AND p0 = 3 AND a = 1 AND r0 = 0 AND  
  q0 = q AND x0 = x AND y0 = y AND v0 = v AND a0 = a;  
S3: BOOLEAN =  
  p = 3 AND p0 = 1 AND a = 0 AND (x0 = 0 OR x0 = 1) AND  
  q0 = q AND y0 = y AND v0 = v AND r0 = r AND a0 = a;
```

```
R1: BOOLEAN =  
  q = 1 AND q0 = 2 AND r = 1 AND y0 = v AND a0 = 1 AND  
  p0 = p AND x0 = x AND v0 = v AND r0 = r;  
R2: BOOLEAN =  
  q = 2 AND q0 = 1 AND r = 0 AND a0 = 0 AND  
  p0 = p AND x0 = x AND y0 = y AND v0 = v AND r0 = r;
```

The RISC ProofNavigator Theory



Init: BOOLEAN =

p = 1 AND q = 1 AND (x = 0 OR x = 1) AND
v = 0 AND r = 0 AND a = 0;

Step: BOOLEAN =

S1 OR S2 OR S3 OR R1 OR R2;

Invariant: (NAT, NAT, NAT, NAT, NAT, NAT, NAT) -> BOOLEAN =

LAMBDA(p, q, x, y, v, r, a: NAT):

(p = 1 OR p = 2 OR p = 3) AND

(q = 1 OR q = 2) AND

(x = 0 OR x = 1) AND

(v = 0 OR v = 1) AND

(r = 0 OR r = 1) AND

(a = 0 OR a = 1) AND

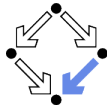
(p = 1 => q = 1 AND r = 0 AND a = 0) AND

(p = 2 => r = 1 AND v = x) AND

(p = 3 => r = 0) AND

(q = 1 => a = 0) AND

(q = 2 => (p = 2 OR p = 3) AND a = 1 AND y = x);



The RISC ProofNavigator Theory

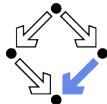
Property: BOOLEAN =
 $q = 2 \Rightarrow y = x;$

VC0: FORMULA
 Invariant(p, q, x, y, v, r, a) \Rightarrow Property;

VC1: FORMULA
 Init \Rightarrow Invariant(p, q, x, y, v, r, a);

VC2: FORMULA
 Step AND Invariant(p, q, x, y, v, r, a) \Rightarrow
 Invariant(p0, q0, x0, y0, v0, r0, a0);

The Proofs



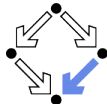
```
[vd2]: expand Invariant, Property in m2v  
[rle]: proved (CVCL)
```

```
[wd2]: expand Init, Invariant in nra  
[ipl]: proved(CVCL)
```

```
[xd2]: expand Step, Invariant, S1, S2, S3, R1, R2  
[6ss]: proved(CVCL)
```

More instructive: proof attempts with wrong or too weak invariants
(see demonstration).

A Client/Server System



Client system $C_i = \langle IC_i, RC_i \rangle$.

$State := PC \times \mathbb{N}_2 \times \mathbb{N}_2$.

$Int := \{R_i, S_i, C_i\}$.

$IC_i(pc, request, answer) :\Leftrightarrow$

$pc = R \wedge request = 0 \wedge answer = 0$.

$RC_i(I, \langle pc, request, answer \rangle,$

$\langle pc', request', answer' \rangle) :\Leftrightarrow$

$(I = R_i \wedge pc = R \wedge request = 0 \wedge$

$pc' = S \wedge request' = 1 \wedge answer' = answer) \vee$

$(I = S_i \wedge pc = S \wedge answer \neq 0 \wedge$

$pc' = C \wedge request' = request \wedge answer' = 0) \vee$

$(I = C_i \wedge pc = C \wedge request = 0 \wedge$

$pc' = R \wedge request' = 1 \wedge answer' = answer) \vee$

$(I = \overline{REQ}_i \wedge request \neq 0 \wedge$

$pc' = pc \wedge request' = 0 \wedge answer' = answer) \vee$

$(I = \overline{ANS}_i \wedge$

$pc' = pc \wedge request' = request \wedge answer' = 1).$

Client(ident):

 param ident

begin

 loop

 ...

 R: sendRequest()

 S: receiveAnswer()

 C: // critical region

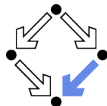
 ...

 sendRequest()

 endloop

end Client

A Client/Server System (Contd)



Server system $S = \langle IS, RS \rangle$.

$State := (\mathbb{N}_3)^3 \times (\{1, 2\} \rightarrow \mathbb{N}_2)^2$.

$Int := \{D1, D2, F, A1, A2, W\}$.

$IS(given, waiting, sender, rbuffer, sbuffer) :\Leftrightarrow$
 $given = waiting = sender = 0 \wedge$
 $rbuffer(1) = rbuffer(2) = sbuffer(1) = sbuffer(2) = 0.$

$RS(I, \langle given, waiting, sender, rbuffer, sbuffer \rangle,$
 $\langle given', waiting', sender', rbuffer', sbuffer' \rangle) :\Leftrightarrow$
 $\exists i \in \{1, 2\} :$
 $(I = D_i \wedge sender = 0 \wedge rbuffer(i) \neq 0 \wedge$
 $sender' = i \wedge rbuffer'(i) = 0 \wedge$
 $U(given, waiting, sbuffer) \wedge$
 $\forall j \in \{1, 2\} \setminus \{i\} : U_j(rbuffer)) \vee$
 \dots

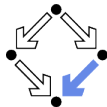
$U(x_1, \dots, x_n) :\Leftrightarrow x'_1 = x_1 \wedge \dots \wedge x'_n = x_n.$

$U_j(x_1, \dots, x_n) :\Leftrightarrow x'_1(j) = x_1(j) \wedge \dots \wedge x'_n(j) = x_n(j).$

Server:

```
local given, waiting, sender
begin
  given := 0; waiting := 0
  loop
D:  sender := receiveRequest()
    if sender = given then
      if waiting = 0 then
F:    given := 0
      else
A1:   given := waiting;
        waiting := 0
        sendAnswer(given)
      endif
    elsif given = 0 then
A2:   given := sender
        sendAnswer(given)
    else
W:    waiting := sender
    endif
  endloop
end Server
```


A Client/Server System (Contd'2)



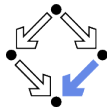
```
...
( $I = F \wedge sender \neq 0 \wedge sender = given \wedge waiting = 0 \wedge$ 
 $given' = 0 \wedge sender' = 0 \wedge$ 
 $U(waiting, rbuffer, sbuffer)) \vee$ 

( $I = A1 \wedge sender \neq 0 \wedge sbuffer(waiting) = 0 \wedge$ 
 $sender = given \wedge waiting \neq 0 \wedge$ 
 $given' = waiting \wedge waiting' = 0 \wedge$ 
 $sbuffer'(waiting) = 1 \wedge sender' = 0 \wedge$ 
 $U(rbuffer) \wedge$ 
 $\forall j \in \{1, 2\} \setminus \{waiting\} : U_j(sbuffer)) \vee$ 

( $I = A2 \wedge sender \neq 0 \wedge sbuffer(sender) = 0 \wedge$ 
 $sender \neq given \wedge given = 0 \wedge$ 
 $given' = sender \wedge$ 
 $sbuffer'(sender) = 1 \wedge sender' = 0 \wedge$ 
 $U(waiting, rbuffer) \wedge$ 
 $\forall j \in \{1, 2\} \setminus \{sender\} : U_j(sbuffer)) \vee$ 
...
```

```
Server:
  local given, waiting, sender
begin
  given := 0; waiting := 0
  loop
D:   sender := receiveRequest()
      if sender = given then
          if waiting = 0 then
F:       given := 0
          else
A1:      given := waiting;
          waiting := 0
          sendAnswer(given)
          endif
      elsif given = 0 then
A2:      given := sender
          sendAnswer(given)
      else
W:       waiting := sender
          endif
      endloop
end Server
```

A Client/Server System (Contd'3)



...

$$(I = W \wedge sender \neq 0 \wedge sender \neq given \wedge given \neq 0 \wedge \\ waiting' := sender \wedge sender' = 0 \wedge \\ U(given, rbuffer, sbuffer)) \vee$$

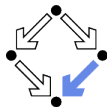
$\exists i \in \{1, 2\} :$

$$(I = REQ_i \wedge rbuffer'(i) = 1 \wedge \\ U(given, waiting, sender, sbuffer) \wedge \\ \forall j \in \{1, 2\} \setminus \{i\} : U_j(rbuffer)) \vee$$
$$(I = \overline{ANS_i} \wedge sbuffer(i) \neq 0 \wedge \\ sbuffer'(i) = 0 \wedge \\ U(given, waiting, sender, rbuffer) \wedge \\ \forall j \in \{1, 2\} \setminus \{i\} : U_j(sbuffer)).$$

Server:

```
local given, waiting, sender
begin
  given := 0; waiting := 0
  loop
    D: sender := receiveRequest()
      if sender = given then
        if waiting = 0 then
          F: given := 0
        else
          A1: given := waiting;
              waiting := 0
              sendAnswer(given)
        endif
      elsif given = 0 then
        A2: given := sender
            sendAnswer(given)
      else
        W: waiting := sender
      endif
    endloop
  end Server
```

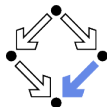
A Client/Server System (Contd'4)



$$State := (\{1, 2\} \rightarrow PC) \times (\{1, 2\} \rightarrow \mathbb{N}_2)^2 \times (\mathbb{N}_3)^2 \times (\{1, 2\} \rightarrow \mathbb{N}_2)^2$$

$$I(pc, request, answer, given, waiting, sender, rbuffer, sbuffer) :\Leftrightarrow \\ \forall i \in \{1, 2\} : IC(pc_i, request_i, answer_i) \wedge \\ IS(given, waiting, sender, rbuffer, sbuffer)$$

$$R(\langle pc, request, answer, given, waiting, sender, rbuffer, sbuffer \rangle, \\ \langle pc', request', answer', given', waiting', sender', rbuffer', sbuffer' \rangle) :\Leftrightarrow \\ (\exists i \in \{1, 2\} : RC_{local}(\langle pc_i, request_i, answer_i \rangle, \langle pc'_i, request'_i, answer'_i \rangle) \wedge \\ \langle given, waiting, sender, rbuffer, sbuffer \rangle = \\ \langle given', waiting', sender', rbuffer', sbuffer' \rangle) \vee \\ (RS_{local}(\langle given, waiting, sender, rbuffer, sbuffer \rangle, \\ \langle given', waiting', sender', rbuffer', sbuffer' \rangle) \wedge \\ \forall i \in \{1, 2\} : \langle pc_i, request_i, answer_i \rangle = \langle pc'_i, request'_i, answer'_i \rangle) \vee \\ (\exists i \in \{1, 2\} : External(i, \langle request_i, answer_i, rbuffer, sbuffer \rangle, \\ \langle request'_i, answer'_i, rbuffer', sbuffer' \rangle) \wedge \\ pc = pc' \wedge \langle sender, waiting, given \rangle = \langle sender', waiting', given' \rangle)$$



The Verification Task

$$\langle I, R \rangle \models \Box \neg (pc_1 = C \wedge pc_2 = C)$$

Invariant(*pc*, *request*, *answer*, *sender*, *given*, *waiting*, *rbuffer*, *sbuffer*) : \Leftrightarrow

$\forall i \in \{1, 2\} :$

$$(pc(i) = C \vee sbuffer(i) = 1 \vee answer(i) = 1 \Rightarrow$$

$$given = i \wedge$$

$$\forall j : j \neq i \Rightarrow pc(j) \neq C \wedge sbuffer(j) = 0 \wedge answer(j) = 0) \wedge$$

$$(pc(i) = R \Rightarrow$$

$$sbuffer(i) = 0 \wedge answer(i) = 0 \wedge$$

$$(i = given \Leftrightarrow request(i) = 1 \vee rbuffer(i) = 1 \vee sender = i) \wedge$$

$$(request(i) = 0 \vee rbuffer(i) = 0)) \wedge$$

$$(pc(i) = S \Rightarrow$$

$$(sbuffer(i) = 1 \vee answer(i) = 1 \Rightarrow$$

$$request(i) = 0 \wedge rbuffer(i) = 0 \wedge sender \neq i) \wedge$$

$$(i \neq given \Rightarrow$$

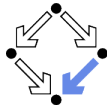
$$request(i) = 0 \vee rbuffer(i) = 0)) \wedge$$

$$(pc(i) = C \Rightarrow$$

$$request(i) = 0 \wedge rbuffer(i) = 0 \wedge sender \neq i \wedge$$

$$sbuffer(i) = 0 \wedge answer(i) = 0) \wedge$$

...



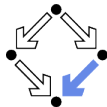
The Verification Task (Contd)

...

$$\begin{aligned} & (sender = 0 \wedge (request(i) = 1 \vee rbuffer(i) = 1) \Rightarrow \\ & \quad sbuffer(i) = 0 \wedge answer(i) = 0) \wedge \\ & (sender = i \Rightarrow \\ & \quad (waiting \neq i) \wedge \\ & \quad (sender = given \wedge pc(i) = R \Rightarrow \\ & \quad \quad request(i) = 0 \wedge rbuffer(i) = 0) \wedge \\ & \quad (pc(i) = S \wedge i \neq given \Rightarrow \\ & \quad \quad request(i) = 0 \wedge rbuffer(i) = 0) \wedge \\ & \quad (pc(i) = S \wedge i = given \Rightarrow \\ & \quad \quad request(i) = 0 \vee rbuffer(i) = 0)) \wedge \\ & (waiting = i \Rightarrow \\ & \quad given \neq i \wedge pc_i = S \wedge request_i = 0 \wedge rbuffer(i) = 0 \wedge \\ & \quad sbuffer_i = 0 \wedge answer(i) = 0) \wedge \\ & (sbuffer(i) = 1 \Rightarrow \\ & \quad answer(i) = 0 \wedge request(i) = 0 \wedge rbuffer(i) = 0) \end{aligned}$$

As usual, the invariant has been elaborated in the course of the proof.

The RISC ProofNavigator Theory



```
newcontext "clientServer";
```

```
Index: TYPE = SUBTYPE(LAMBDA(x:INT): x=1 OR x=2);
```

```
Index0: TYPE = SUBTYPE(LAMBDA(x:INT): x=0 OR x=1 OR x=2);
```

```
% program counter type
```

```
PCBASE: TYPE;
```

```
R: PCBASE; S: PCBASE; C: PCBASE;
```

```
PC: TYPE = SUBTYPE(LAMBDA(x:PCBASE): x=R OR x=S OR x=C);
```

```
PCs: AXIOM R /= S AND R /= C AND S /= C;
```

```
% client states
```

```
pc: Index->PC; pc0: Index->PC;
```

```
request: Index->BOOLEAN; request0: Index->BOOLEAN;
```

```
answer: Index->BOOLEAN; answer0: Index->BOOLEAN;
```

```
% server state
```

```
given: Index0; given0: Index0;
```

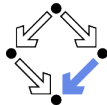
```
waiting: Index0; waiting0: Index0;
```

```
sender: Index0; sender0: Index0;
```

```
rbuffer: Index -> BOOLEAN; rbuffer0: Index -> BOOLEAN;
```

```
sbuffer: Index -> BOOLEAN; sbuffer0: Index -> BOOLEAN;
```

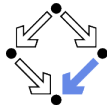
The RISC ProofNavigator Theory (Contd)



```
% -----  
% initial state condition  
% -----
```

```
IC: (PC, BOOLEAN, BOOLEAN) -> BOOLEAN =  
  LAMBDA(pc: PC, request: BOOLEAN, answer: BOOLEAN):  
    pc = R AND (request <=> FALSE) AND (answer <=> FALSE);  
  
IS: (Index0, Index0, Index0, Index->BOOLEAN, Index->BOOLEAN) -> BOOLEAN =  
  LAMBDA(given: Index0, waiting: Index0, sender: Index0,  
    rbuffer: Index->BOOLEAN, sbuffer: Index->BOOLEAN):  
    given = 0 AND waiting = 0 AND sender = 0 AND  
    (FORALL(i:Index): (rbuffer(i)<=>FALSE) AND (sbuffer(i)<=>FALSE));  
  
Initial: BOOLEAN =  
  (FORALL(i:Index): IC(pc(i), request(i), answer(i))) AND  
  IS(given, waiting, sender, rbuffer, sbuffer);
```

The RISC ProofNavigator Theory (Contd'2)

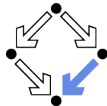


```
% -----  
% transition relation  
% -----
```

```
RC: (PC, BOOLEAN, BOOLEAN, PC, BOOLEAN, BOOLEAN)->BOOLEAN =  
  LAMBDA(pc: PC, request: BOOLEAN, answer: BOOLEAN,  
    pc0: PC, request0: BOOLEAN, answer0: BOOLEAN):  
    (pc = R AND (request <=> FALSE) AND  
      pc0 = S AND (request0 <=> TRUE) AND (answer0 <=> answer)) OR  
    (pc = S AND (answer <=> TRUE) AND  
      pc0 = C AND (request0 <=> request) AND (answer0 <=> FALSE)) OR  
    (pc = C AND (request <=> FALSE) AND  
      pc0 = R AND (request0 <=> TRUE) AND (answer0 <=> answer));
```

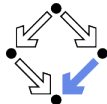
```
RS: (Index0, Index0, Index0, Index->BOOLEAN, Index->BOOLEAN,  
  Index0, Index0, Index0, Index->BOOLEAN, Index->BOOLEAN)->BOOLEAN =  
  LAMBDA(given: Index0, waiting: Index0, sender: Index0,  
    rbuffer: Index->BOOLEAN, sbuffer: Index->BOOLEAN,  
    given0: Index0, waiting0: Index0, sender0: Index0,  
    rbuffer0: Index->BOOLEAN, sbuffer0: Index->BOOLEAN):
```


The RISC ProofNavigator Theory (Contd'3)



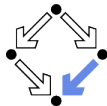
```
(EXISTS(i:Index):
  sender = 0 AND (rbuffer(i) <=> TRUE) AND
  sender0 = i AND (rbuffer0(i) <=> FALSE) AND
  given = given0 AND waiting = waiting0 AND sbuffer = sbuffer0 AND
  (FORALL(j:Index): j /= i => (rbuffer(j) <=> rbuffer0(j)))) OR
(sender /= 0 AND sender = given AND waiting = 0 AND
  given0 = 0 AND sender0 = 0 AND
  waiting = waiting0 AND rbuffer = rbuffer0 AND sbuffer = sbuffer0) OR
(sender /= 0 AND
  sender = given AND waiting /= 0 AND
  (sbuffer(waiting) <=> FALSE) AND
  given0 = waiting AND waiting0 = 0 AND
  (sbuffer0(waiting)<=>TRUE) AND (sender0 = 0) AND
  (rbuffer = rbuffer0) AND
  (FORALL(j:Index): j /= waiting => (sbuffer(j) <=> sbuffer0(j)))) OR
(sender /= 0 AND (sbuffer(sender) <=> FALSE) AND
  sender /= given AND given = 0 AND given0 = sender AND
  (sbuffer0(sender)<=>TRUE) AND sender0=0 AND
  (waiting=waiting0) AND (rbuffer=rbuffer0) AND
  (FORALL(j:Index): j/= sender => (sbuffer(j) <=> sbuffer0(j)))) OR
(sender /= 0 AND sender /= given AND given /= 0 AND
  waiting0 = sender AND sender0 = 0 AND
  given = given0 AND rbuffer = rbuffer0 AND sbuffer = sbuffer0);
```

The RISC ProofNavigator Theory (Contd'4)



```
External: (Index, PC, BOOLEAN, BOOLEAN, PC, BOOLEAN, BOOLEAN,  
          Index0, Index0, Index0, Index->BOOLEAN, Index->BOOLEAN,  
          Index0, Index0, Index0, Index->BOOLEAN, Index->BOOLEAN)->BOOLEAN =  
LAMBDA(i:Index,  
  pc: PC, request: BOOLEAN, answer: BOOLEAN,  
  pc0: PC, request0: BOOLEAN, answer0: BOOLEAN,  
  given: Index0, waiting: Index0, sender: Index0,  
  rbuffer: Index->BOOLEAN, sbuffer: Index->BOOLEAN,  
  given0: Index0, waiting0: Index0, sender0: Index0,  
  rbuffer0: Index->BOOLEAN, sbuffer0: Index->BOOLEAN):  
((request <=> TRUE) AND  
  pc0 = pc AND (request0 <=> FALSE) AND (answer0 <=> answer) AND  
  (rbuffer0(i) <=> TRUE) AND given = given0 AND waiting = waiting0  
  AND sender = sender0 AND sbuffer = sbuffer0 AND  
  (FORALL (j: Index): j /= i => (rbuffer(j) <=> rbuffer0(j)))) OR  
(pc0 = pc AND (request0 <=> request) AND (answer0 <=> TRUE) AND  
  (sbuffer(i) <=> TRUE) AND (sbuffer0(i) <=> FALSE) AND  
  given = given0 AND waiting = waiting0 AND sender = sender0 AND  
  rbuffer = rbuffer0 AND  
  (FORALL (j: Index): j /= i => (sbuffer(j) <=> sbuffer0(j))));
```

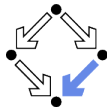
The RISC ProofNavigator Theory (Contd'5)



Next: BOOLEAN =

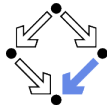
```
((EXISTS (i: Index):
  RC(pc(i), request(i), answer(i),
    pc0(i), request0(i), answer0(i)) AND
  (FORALL (j: Index): j /= i =>
    pc(j) = pc0(j) AND (request(j) <=> request0(j)) AND
    (answer(j) <=> answer0(j)))) AND
  given = given0 AND waiting = waiting0 AND sender = sender0 AND
  rbuffer = rbuffer0 AND sbuffer = sbuffer0) OR
(RS(given, waiting, sender, rbuffer, sbuffer,
  given0, waiting0, sender0, rbuffer0, sbuffer0) AND
  (FORALL (j: Index): pc(j) = pc0(j) AND (request(j) <=> request0(j)) AND
    (answer(j) <=> answer0(j)))) OR
(EXISTS (i: Index):
  External(i, pc(i), request(i), answer(i),
    pc0(i), request0(i), answer0(i),
    given, waiting, sender, rbuffer, sbuffer,
    given0, waiting0, sender0, rbuffer0, sbuffer0) AND
  (FORALL (j: Index): j /= i =>
    pc(j) = pc0(j) AND (request(j) <=> request0(j)) AND
    (answer(j) <=> answer0(j)))));
```

The RISC ProofNavigator Theory (Contd'6)



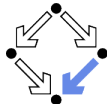
```
% -----  
% invariant  
% -----  
Invariant: (Index->PC, Index->BOOLEAN, Index->BOOLEAN,  
            Index0, Index0, Index0, Index->BOOLEAN, Index->BOOLEAN) -> BOOLEAN =  
LAMBDA(pc: Index->PC, request: Index->BOOLEAN, answer: Index->BOOLEAN,  
        given: Index0, waiting: Index0, sender: Index0,  
        rbuffer: Index->BOOLEAN, sbuffer: Index->BOOLEAN):  
FORALL (i: Index):  
  (pc(i) = C OR (sbuffer(i) <=> TRUE) OR (answer(i) <=> TRUE) =>  
   given = i AND  
   (FORALL (j: Index): j /= i =>  
    pc(j) /= C AND  
    (sbuffer(j) <=> FALSE) AND (answer(j) <=> FALSE))) AND  
  (pc(i) = R =>  
   (sbuffer(i) <=> FALSE) AND (answer(i) <=> FALSE) AND  
   (i /= given =>  
    (request(i) <=> FALSE) AND (rbuffer(i) <=> FALSE) AND sender /= i)  
   AND  
   (i = given =>  
    (request(i) <=> TRUE) OR (rbuffer(i) <=> TRUE) OR sender = i) AND  
    ((request(i) <=> FALSE) OR (rbuffer(i) <=> FALSE))) AND
```

The RISC ProofNavigator Theory (Contd'7)



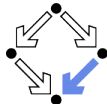
```
(pc(i) = S =>
  ((sbuffer(i) <=> TRUE) OR (answer(i) <=> TRUE) =>
    (request(i) <=> FALSE) AND (rbuffer(i) <=> FALSE) AND sender /= i)
  AND
  (i /= given =>
    (request(i) <=> FALSE) OR (rbuffer(i) <=> FALSE))) AND
(pc(i) = C =>
  (request(i) <=> FALSE) AND (rbuffer(i) <=> FALSE) AND sender /= i AND
  (sbuffer(i) <=> FALSE) AND (answer(i) <=> FALSE)) AND
(sender = 0 AND ((request(i) <=> TRUE) OR (rbuffer(i) <=> TRUE)) =>
  (sbuffer(i) <=> FALSE) AND (answer(i) <=> FALSE)) AND
(sender = i =>
  (sender = given AND pc(i) = R =>
    (request(i) <=> FALSE) AND (rbuffer(i) <=> FALSE)) AND
  waiting /= i AND
  (pc(i) = S AND i /= given =>
    (request(i) <=> FALSE) AND (rbuffer(i) <=> FALSE)) AND
  (pc(i) = S AND i = given =>
    (request(i) <=> FALSE) OR (rbuffer(i) <=> FALSE))) AND
```

The RISC ProofNavigator Theory (Contd'8)

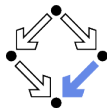


```
(waiting = i =>
  given /= i AND
  pc(waiting) = S AND
  (request(waiting) <=> FALSE) AND (rbuffer(waiting) <=> FALSE) AND
  (sbuffer(waiting) <=> FALSE) AND (answer(waiting) <=> FALSE)) AND
((sbuffer(i) <=> TRUE) =>
  (answer(i) <=> FALSE) AND (request(i) <=> FALSE) AND
  (rbuffer(i) <=> FALSE));
```

The RISC ProofNavigator Theory (Contd'9)



```
% -----  
% mutual exclusion proof  
% -----  
Mutex: FORMULA  
  Invariant(pc, request, answer, given, waiting, sender, rbuffer, sbuffer) =>  
  NOT(pc(1) = C AND pc(2) = C);  
  
% -----  
% invariance proof  
% -----  
Inv1: FORMULA  
  Initial =>  
    Invariant(pc, request, answer, given, waiting, sender, rbuffer, sbuffer);  
  
Inv2: FORMULA  
  Invariant(pc, request, answer, given, waiting, sender,  
    rbuffer, sbuffer) AND Next =>  
  Invariant(pc0, request0, answer0, given0, waiting0, sender0,  
    rbuffer0, sbuffer0);
```



The Proofs: MutEx and Inv1

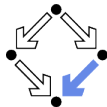
[z3f]: expand Invariant, IC, IS
 [nhn]: scatter
 [znj]: auto
 [niu]: proved (CVCL)

[oas]: expand Initial, Invariant, IC, IS
 [eij]: scatter
 [5ul]: auto
 [uvj]: proved (CVCL)
 [6ul]: auto
 [2u6]: proved (CVCL)
 [avl]: auto
 [cuv]: proved (CVCL)
 [bvl]: auto
 [jtl]: proved (CVCL)
 [cvl]: auto
 [qsb]: proved (CVCL)
 [dvl]: auto
 [xrx]: proved (CVCL)
 [evl]: auto
 [5qn]: proved (CVCL)
 [fv1]: auto
 [fqd]: proved (CVCL)
 [gv1]: auto
 [mpz]: proved (CVCL)
 [hvl]: proved (CVCL)
 [h5h]: auto
 [p3z]: proved (CVCL)
 [i5h]: auto
 [gjb]: proved (CVCL)
 [j5h]: auto
 [4vi]: proved (CVCL)
 [k5h]: auto
 [ucq]: proved (CVCL)
 [l5h]: auto
 [lpx]: proved (CVCL)
<http://www.risc.jku.at>

[m5h]: proved (CVCL)
 [n5h]: proved (CVCL)
 [o5h]: proved (CVCL)
 [p5h]: proved (CVCL)
 [q5h]: proved (CVCL)
 [q5i]: proved (CVCL)
 [r5i]: proved (CVCL)
 [s5i]: proved (CVCL)
 [t5i]: proved (CVCL)
 [u5i]: auto
 [lbr]: proved (CVCL)
 [v5i]: auto
 [roy]: proved (CVCL)
 [w5i]: auto
 [i26]: proved (CVCL)
 [x5i]: proved (CVCL)
 [y5i]: auto
 [wuo]: proved (CVCL)
 [z5i]: auto
 [nbw]: proved (CVCL)
 [z5j]: auto
 [nbn]: proved (CVCL)
 [l5j]: auto
 [eou]: proved (CVCL)
 [25j]: proved (CVCL)
 [35j]: proved (CVCL)
 [45j]: proved (CVCL)
 [55j]: proved (CVCL)
 [65j]: proved (CVCL)

Single application
 of autostar.

The Proofs: Inv2



[pas]: scatter	[st6]: scatter	[h4b]: scatter
[lbh]: expand Next	[aei]: expand Invariant	[tob]: expand Invariant
[pzi]: split bf	[cwk]: scatter	[hig]: scatter
[leh]: decompose	[ql6]: auto	[t4i]: auto
[pkri]: expand RS	[seg]: proved (CVCL)	[hpk]: proved (CVCL)
[lpn]: split 5xv	... (21 times)	... (36 times)
[pt6]: expand Invariant	[w16]: proved (CVCL)[neh]: scatter	
[lcw]: scatter	... (12 times)	[4oc]: expand RC
[puh]: auto	[tt6]: scatter	[nuh]: split nwz
[l43]: proved (CVCL)	[hp6]: expand Invariant	[4ge]: scatter
... (20 times)	[twl]: scatter	[ney]: expand Invariant
[tuh]: proved (CVCL)	[hqv]: auto	[45d]: scatter
... (15 times)	[tbj]: proved (CVCL)	[nui]: auto
[qt6]: expand Invariant	... (27 times)	[4wr]: proved (CVCL)
[snq]: scatter	[nqv]: proved (CVCL)	... (36 times)
[avi]: auto	... (6 times)	[5ge]: scatter
[cct]: proved (CVCL)[meh]: scatter		[ups]: expand Invariant
... (26 times)	[w3z]: expand External	[o6e]: scatter
[gvi]: proved (CVCL)	[3rk]: split lhe	[ez5]: auto
... (6 times)	[g4b]: scatter	[5tu]: proved (CVCL)
[rt6]: scatter	[mdh]: expand Invariant	... (36 times)
[zyk]: expand Invariant	[wzf]: scatter	[6ge]: scatter
[rvj]: scatter	[3ys]: auto	[21m]: expand Invariant
[zgj]: auto	[gsh]: proved (CVCL)	[66f]: scatter
[rhd]: proved (CVCL)	... (36 times)	[24u]: auto
... (31 times)		[6qx]: proved (CVCL)
[2f3]: proved (CVCL)		... (36 times)
... (1 times)		

Ten main branches each requiring only single application of autostar.