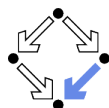


Modeling Concurrent Systems

Wolfgang Schreiner
Wolfgang.Schreiner@risc.jku.at

Research Institute for Symbolic Computation (RISC)
Johannes Kepler University, Linz, Austria
<http://www.risc.jku.at>



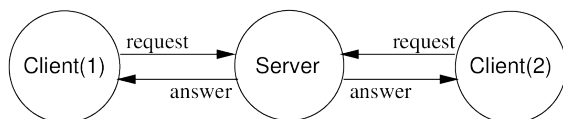
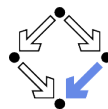
1. A Client/Server System

2. Modeling Concurrent Systems

3. A Model of the Client/Server System

4. Summary

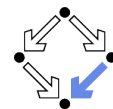
A Client/Server System



- System of one server and two clients.
 - Three **concurrently** executing system components.
- Server manages a resource.
 - An object that only one system component may use at any time.
- Clients request resource and, having received an answer, use it.
 - Server ensures that not both clients use resource simultaneously.
 - Server eventually answers every request.

Set of system requirements.

System Implementation



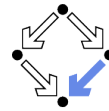
```

Server:
  local given, waiting, sender
begin
  given := 0; waiting := 0
  loop
    sender := receiveRequest()
    if sender = given then
      if waiting = 0 then
        given := 0
      else
        given := waiting; waiting := 0
        sendAnswer(given)
      endif
    elsif given = 0 then
      given := sender
      sendAnswer(given)
    else
      waiting := sender
    endif
  endloop
end Server
  
```

```

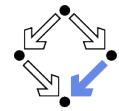
Client(ident):
  param ident
begin
  loop
    ...
    sendRequest()
    receiveAnswer()
    ... // critical region
    sendRequest()
  endloop
end Client
  
```

Desired System Properties



- Property: **mutual exclusion**.
 - At no time, both clients are in critical region.
 - Critical region: program region after receiving resource from server and before returning resource to server.
 - The system shall only reach states, in which mutual exclusion holds.
- Property: **no starvation**.
 - Always when a client requests the resource, it eventually receives it.
 - Always when the system reaches a state, in which a client has requested a resource, it shall later reach a state, in which the client receives the resource.
- Problem: each system component executes its own program.
 - Multiple program states exist at each moment in time.
 - Total system state is **combination of individual program states**.
 - Not easy to see which system states are possible.

How can we verify that the system has the desired properties?



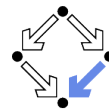
1. A Client/Server System

2. Modeling Concurrent Systems

3. A Model of the Client/Server System

4. Summary

System States

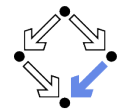


At each moment in time, a system is in a particular state.

- A **state** $s : Var \rightarrow Val$
 - A state s is a mapping of every system variable x to its value $s(x)$.
 - Typical notation: $s = [x = 0, y = 1, \dots] = [0, 1, \dots]$.
 - Var ... the set of system variables
 - Program variables, program counters, ...
 - Val ... the set of variable values.
- The **state space** $State = \{s \mid s : Var \rightarrow Val\}$
 - The state space is the set of possible states.
 - The system variables can be viewed as the coordinates of this space.
 - The state space may (or may not) be finite.
 - If $|Var| = n$ and $|Val| = m$, then $|State| = m^n$.
 - A word of $\log_2 m^n$ bits can represent every state.

A system execution can be described by a path $s_0 \rightarrow s_1 \rightarrow s_2 \rightarrow \dots$ in the state space.

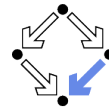
Deterministic Systems



In a sequential system, each state typically determines its successor state.

- The system is **deterministic**.
 - We have a (possibly not total) **transition function** F on states.
 - $s_1 = F(s_0)$ means “ s_1 is the successor of s_0 ”.
 - Given an initial state s_0 , the execution is thus determined.
 - $s_0 \rightarrow s_1 = F(s_0) \rightarrow s_2 = F(s_1) \rightarrow \dots$
 - A **deterministic system (model)** is a pair $\langle I, F \rangle$.
 - A set of initial states $I \subseteq State$
 - **Initial state condition** $I(s) : \Leftrightarrow s \in I$
 - A transition function $F : State \xrightarrow{\text{partial}} State$.
 - A **run** of a deterministic system $\langle I, F \rangle$ is a (finite or infinite) sequence $s_0 \rightarrow s_1 \rightarrow \dots$ of states such that
 - $s_0 \in I$ (respectively $I(s_0)$).
 - $s_{i+1} = F(s_i)$ (for all sequence indices i)
 - If s ends in a state s_n , then F is not defined on s_n .

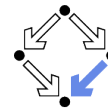
Nondeterministic Systems



In a concurrent system, each component may change its local state, thus the successor state is not uniquely determined.

- The system is **nondeterministic**.
 - We have a **transition relation** R on states.
 - $R(s_0, s_1)$ means “ s_1 is a (possible) successor of s_0 ”.
- Given an initial state s_0 , the execution is not uniquely determined.
 - Both $s_0 \rightarrow s_1 \rightarrow \dots$ and $s_0 \rightarrow s'_1 \rightarrow \dots$ are possible.
- A **non-deterministic system (model)** is a pair $\langle I, R \rangle$.
 - A set of initial states (initial state condition) $I \subseteq State$.
 - A transition relation $R \subseteq State \times State$.
- A **run** s of a nondeterministic system $\langle I, R \rangle$ is a (finite or infinite) sequence $s_0 \rightarrow s_1 \rightarrow s_2 \dots$ of states such that
 - $s_0 \in I$ (respectively $I(s_0)$).
 - $R(s_i, s_{i+1})$ (for all sequence indices i).
 - If s ends in a state s_n , then there is no state t such that $R(s_n, t)$.

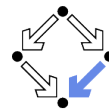
Derived Notions



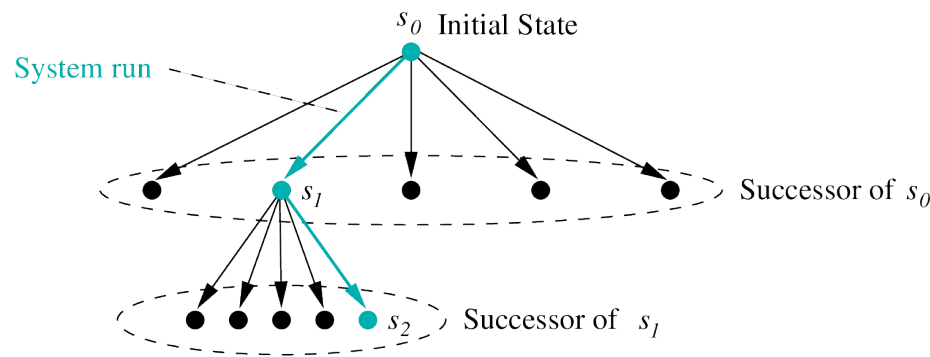
- Successor and predecessor:
 - State t is a **(direct) successor** of state s , if $R(s, t)$.
 - State s is then a **predecessor** of t .
 - A finite run $s_0 \rightarrow \dots \rightarrow s_n$ ends in a state which has no successor.
- Reachability:
 - A state t is **reachable**, if there exists some run $s_0 \rightarrow s_1 \rightarrow s_2 \rightarrow \dots$ such that $t = s_i$ (for some i).
 - A state t is **unreachable**, if it is not reachable.

Not all states are reachable (typically most are unreachable).

Reachability Graph



The transitions of a system can be visualized by a graph.



The nodes of the graph are the reachable states of the system.

Examples

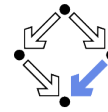


Fig. 1.1. A model of a watch

of \mathcal{A}_{c3} correspond to the possible counter values. Its transitions reflect the possible actions on the counter. In this example we restrict our operations to increments (inc) and decrements (dec).

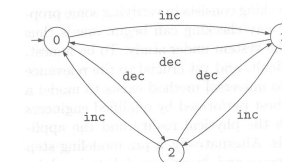
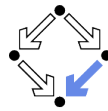


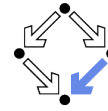
Fig. 1.2. \mathcal{A}_{c3} : a modulo 3 counter

Examples



- A deterministic system $W = (I_W, F_W)$ (“watch”).
 - $State := \mathbb{N}_{24} \times \mathbb{N}_{60}$.
 - $\mathbb{N}_n := \{i \in \mathbb{N} : i < n\}$.
 - $I_W(h, m) :\Leftrightarrow h = 0 \wedge m = 0$.
 - $I_W := \{\langle h, m \rangle : h = 0 \wedge m = 0\} = \{\langle 0, 0 \rangle\}$.
 - $F_W(h, m) :=$
 - if $m < 59$ then $\langle h, m + 1 \rangle$
 - else if $h < 23$ then $\langle h + 1, 0 \rangle$
 - else $\langle 0, 0 \rangle$.
- A nondeterministic system $C = (I_C, R_C)$ (modulo 3 “counter”).
 - $State := \mathbb{N}_3$.
 - $I_C(i) :\Leftrightarrow i = 0$.
 - $R_C(i, i') :\Leftrightarrow inc(i, i') \vee dec(i, i')$.
 - $inc(i, i') :\Leftrightarrow$ if $i < 2$ then $i' = i + 1$ else $i' = 0$.
 - $dec(i, i') :\Leftrightarrow$ if $i > 0$ then $i' = i - 1$ else $i' = 2$.

Composing Systems



Compose n components S_i to a concurrent system S .

- **State space** $State := State_0 \times \dots \times State_{n-1}$.
 - $State_i$ is the state space of component i .
 - State space is Cartesian product of component state spaces.
 - Size of state space is product of the sizes of the component spaces.
- **Example:** three counters with state spaces \mathbb{N}_2 and \mathbb{N}_3 and \mathbb{N}_4 .

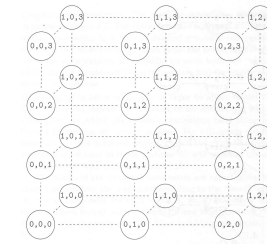
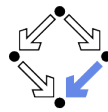


Fig. 1.9. The states of the product of the three counters

B. Berard et al: “Systems and Software Verification”, 2001.

Initial States of Composed System

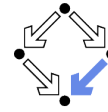


What are the initial states I of the composed system?

- **Set** $I := I_0 \times \dots \times I_{n-1}$.
 - I_i is the set of initial states of component i .
 - Set of initial states is Cartesian product of the sets of initial states of the individual components.
- **Predicate** $I(s_0, \dots, s_{n-1}) :\Leftrightarrow I_0(s_0) \wedge \dots \wedge I_{n-1}(s_{n-1})$.
 - I_i is the initial state condition of component i .
 - Initial state condition is conjunction of the initial state conditions of the components **on the corresponding projection** of the state.

Size of initial state set is the product of the sizes of the initial state sets of the individual components.

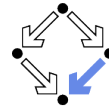
Transitions of Composed System



Which transitions can the composed system perform?

- **Synchronized composition.**
 - At each step, every component **must** perform a transition.
 - R_i is the transition relation of component i .
$$R(\langle s_0, \dots, s_{n-1} \rangle, \langle s'_0, \dots, s'_{n-1} \rangle) :\Leftrightarrow R_0(s_0, s'_0) \wedge \dots \wedge R_{n-1}(s_{n-1}, s'_{n-1}).$$
- **Asynchronous composition.**
 - At each moment, every component **may** perform a transition.
 - At least one component performs a transition.
 - Multiple simultaneous transitions are possible
 - With n components, $2^n - 1$ possibilities of (combined) transitions.
$$R(\langle s_0, \dots, s_{n-1} \rangle, \langle s'_0, \dots, s'_{n-1} \rangle) :\Leftrightarrow (R_0(s_0, s'_0) \wedge \dots \wedge s_{n-1} = s'_{n-1}) \vee \dots \vee (s_0 = s'_0 \wedge \dots \wedge R_{n-1}(s_{n-1}, s'_{n-1})) \vee \dots \vee (R_0(s_0, s'_0) \wedge \dots \wedge R_{n-1}(s_{n-1}, s'_{n-1})).$$

Example



System of three counters with state space \mathbb{N}_2 each.

- Synchronous composition:

$$[0, 0, 0] \Leftrightarrow [1, 1, 1]$$

- Asynchronous composition:

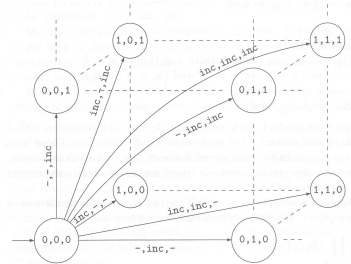
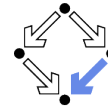


Fig. 1.10. A few transitions of the product of the three counters
B.Berard et al: "Systems and Software Verification", 2001.

Interleaving Execution



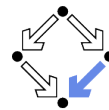
Simplified view of asynchronous execution.

- At each moment, only **one** component performs a transition.
 - Do not allow simultaneous transition $t_i|t_j$ of two components i and j .
 - Transition sequences $t_i; t_j$ and $t_j; t_i$ are possible.
 - All possible **interleavings** of component transitions are considered.
 - Nondeterminism is used to simulate concurrency.
 - Essentially no change of system properties.
- With n components, only n possibilities of a transition.

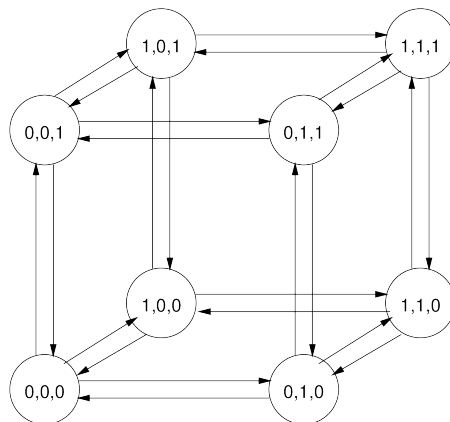
$$R(\langle s_0, s_1, \dots, s_{n-1} \rangle, \langle s'_0, s'_1, \dots, s'_{n-1} \rangle) :\Leftrightarrow \\ (R_0(s_0, s'_0) \wedge s_1 = s'_1 \wedge \dots \wedge s_{n-1} = s'_{n-1}) \vee \\ (s_0 = s'_0 \wedge R_1(s_1, s'_1) \wedge \dots \wedge s_{n-1} = s'_{n-1}) \vee \\ \dots \\ (s_0 = s'_0 \wedge s_1 = s'_1 \wedge \dots \wedge R_{n-1}(s_{n-1}, s'_{n-1})).$$

Interleaving model (respectively a variant of it) suffices in practice.

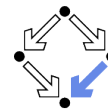
Example



System of three counters with state space \mathbb{N}_2 each.



Digital Circuits



Synchronous composition of hardware components.

- A **modulo 8 counter** $C = \langle I_C, R_C \rangle$.

$$\text{State} := \mathbb{N}_2 \times \mathbb{N}_2 \times \mathbb{N}_2.$$

$$I_C(v_0, v_1, v_2) :\Leftrightarrow v_0 = v_1 = v_2 = 0.$$

$$R_C(\langle v_0, v_1, v_2 \rangle, \langle v'_0, v'_1, v'_2 \rangle) :\Leftrightarrow \\ R_0(v_0, v'_0) \wedge \\ R_1(v_0, v_1, v'_1) \wedge \\ R_2(v_0, v_1, v_2, v'_2).$$

$$R_0(v_0, v'_0) :\Leftrightarrow v'_0 = \neg v_0.$$

$$R_1(v_0, v_1, v'_1) :\Leftrightarrow v'_1 = v_0 \oplus v_1.$$

$$R_2(v_0, v_1, v_2, v'_2) :\Leftrightarrow v'_2 = (v_0 \wedge v_1) \oplus v_2.$$

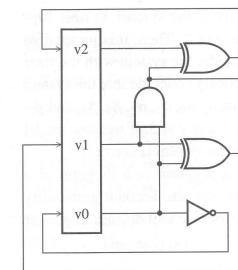
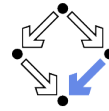


Figure 2.1
Synchronous modulo 8 counter.
Edmund Clarke et al: "Model Checking", 1999.

Concurrent Software



Asynchronous composition of software components with shared variables.

```

P :: l0 : while true do
    NC0 : wait turn = 0
    CR0 : turn := 1
end
    ||
Q :: l1 : while true do
    NC1 : wait turn = 1
    CR1 : turn := 0
end
    
```

■ A mutual exclusion program $M = \langle I_M, R_M \rangle$.

```

State := PC × PC × N2. // shared variable
IM(p, q, turn) := p = l0 ∧ q = l1.
RM((p, q, turn), (p', q', turn')) :=
    (P((p, turn), (p', turn')) ∧ q' = q) ∨ (Q((q, turn), (q', turn')) ∧ p' = p).
P((p, turn), (p', turn')) :=
    (p = l0 ∧ p' = NC0 ∧ turn' = turn) ∨
    (p = NC0 ∧ p' = CR0 ∧ turn = 0 ∧ turn' = turn) ∨
    (p = CR0 ∧ p' = l0 ∧ turn' = 1).
Q((q, turn), (q', turn')) :=
    (q = l1 ∧ q' = NC1 ∧ turn' = turn) ∨
    (q = NC1 ∧ q' = CR1 ∧ turn = 1 ∧ turn' = turn) ∨
    (q = CR1 ∧ q' = l1 ∧ turn' = 0).
    
```

Concurrent Software

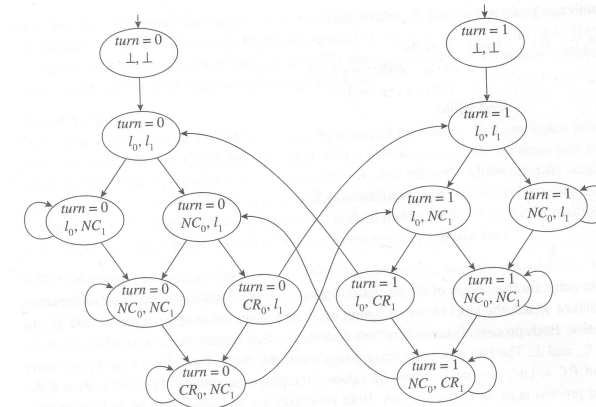
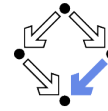
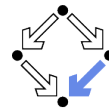


Figure 2.2 Reachable states of Kripke structure for mutual exclusion example.

Edmund Clarke et al: "Model Checking", 1999.

Model guarantees mutual exclusion.

Modeling Commands



Transition relations are typically described in a particular form.

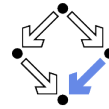
- $R(s, s') := P(s) \wedge s' = F(s)$.
 - Guard condition P on state in which transition can be performed.
 - If $P(s)$ holds, then there exists some s' such that $R(s, s')$.
 - Transition function F that determines the successor of s .
 - F is defined for all states for which s holds:

$$F : \{s \in State : P(s)\} \rightarrow State.$$
- Examples:
 - Assignment: $l : x := e; m : \dots$
 - $R(\langle pc, x, y \rangle, \langle pc', x', y' \rangle) := pc = l \wedge (x' = e \wedge y' = y \wedge pc' = m)$.
 - Wait statement: $l : \text{wait } P(x, y); m : \dots$
 - $R(\langle pc, x, y \rangle, \langle pc', x', y' \rangle) := pc = l \wedge P(x, y) \wedge (x' = x \wedge y' = y \wedge pc' = m)$.
 - Guarded assignment: $l : P(x, y) \rightarrow x := e; m : \dots$
 - $R(\langle pc, x, y \rangle, \langle pc', x', y' \rangle) := pc = l \wedge P(x, y) \wedge (x' = e \wedge y' = y \wedge pc' = m)$.

Most programming language commands can be translated into this form.

1. A Client/Server System
2. Modeling Concurrent Systems
3. A Model of the Client/Server System
4. Summary

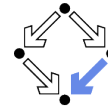
Modelling Message Passing Systems



How to model an asynchronous system without shared variables where the components communicate/synchronize by exchanging messages?

- Given a label set $Label = Int \cup Ext \cup \overline{Ext}$.
 - Disjoint sets Int and Ext of internal and external labels.
 - “Anonymous” label $_ \in Int$.
 - Complementary label set $\overline{L} := \{\bar{l} : l \in L\}$.
- A **labeled system** is a pair $\langle I, R \rangle$.
 - Initial state condition $I \subseteq State$.
 - Labeled transition relation $R \subseteq Label \times State \times State$.
- A **run** of a labeled system $\langle I, R \rangle$ is a (finite or infinite) sequence $s_0 \xrightarrow{l_0} s_1 \xrightarrow{l_1} \dots$ of states such that
 - $s_0 \in I$.
 - $R(l_i, s_i, s_{i+1})$ (for all sequence indices i).
 - If s ends in a state s_n , there is no label l and state t s.t. $R(l, s_n, t)$.

Synchronization by Message Passing



Compose a set of n labeled systems $\langle I_i, R_i \rangle$ to a system $\langle I, R \rangle$.

- **State space** $State := State_0 \times \dots \times State_{n-1}$.
- **Initial states** $I := I_0 \times \dots \times I_{n-1}$.
 - $I(s_0, \dots, s_{n-1}) := \Leftrightarrow I_0(s_0) \wedge \dots \wedge I_{n-1}(s_{n-1})$.
- **Transition relation**

$$R(I, \langle s_i \rangle_{i \in \mathbb{N}_n}, \langle s'_i \rangle_{i \in \mathbb{N}_n}) \Leftrightarrow$$

$$(I \in Int \wedge \exists i \in \mathbb{N}_n :$$

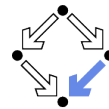
$$R_i(I, s_i, s'_i) \wedge \forall k \in \mathbb{N}_n \setminus \{i\} : s_k = s'_k) \vee$$

$$(I = _ \wedge \exists l \in Ext, i \in \mathbb{N}_n, j \in \mathbb{N}_n :$$

$$R_i(I, s_i, s'_i) \wedge R_j(\bar{l}, s_j, s'_j) \wedge \forall k \in \mathbb{N}_n \setminus \{i, j\} : s_k = s'_k).$$

Either a component performs an internal transition or two components simultaneously perform an external transition with complementary labels.

Example



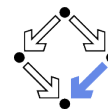
```

0 :: loop
  a0 : send(i)
  a1 : i := receive()
  a2 : i := i + 1
end

1 :: loop
  b0 : j := receive()
  b1 : j := j + 1
  b2 : send(j)
end
    
```

- Two labeled systems $\langle I_0, R_0 \rangle$ and $\langle I_1, R_1 \rangle$.
 - $State_0 = State_1 = PC \times \mathbb{N}$, $Internal := \{A, B\}$, $External := \{M, N\}$.
 - $I_0(p, i) := \Leftrightarrow p = a_0 \wedge i \in \mathbb{N}$; $I_1(q, j) := \Leftrightarrow q = b_0$.
 - $R_0(I, \langle p, i \rangle, \langle p', i' \rangle) := \Leftrightarrow$
 - $(I = \overline{M} \wedge p = a_0 \wedge p' = a_1 \wedge i' = i) \vee$
 - $(I = N \wedge p = a_1 \wedge p' = a_2 \wedge i' = j) \vee$ // illegal!
 - $(I = A \wedge p = a_2 \wedge p' = a_0 \wedge i' = i + 1)$.
 - $R_1(I, \langle q, j \rangle, \langle q', j' \rangle) := \Leftrightarrow$
 - $(I = M \wedge q = b_0 \wedge q' = b_1 \wedge j' = i) \vee$ // illegal!
 - $(I = B \wedge q = b_1 \wedge q' = b_2 \wedge j' = j + 1) \vee$
 - $(I = \overline{N} \wedge q = b_2 \wedge q' = b_0 \wedge j' = j)$.

Example (Continued)



Composition of $\langle I_0, R_0 \rangle$ and $\langle I_1, R_1 \rangle$ to $\langle I, R \rangle$.

$$State = (PC \times \mathbb{N}) \times (PC \times \mathbb{N}).$$

$$I(p, i, q, j) := \Leftrightarrow p = a_0 \wedge i \in \mathbb{N} \wedge q = b_0.$$

$$R(I, \langle p, i, q, j \rangle, \langle p', i', q', j' \rangle) := \Leftrightarrow$$

$$(I = A \wedge (p = a_2 \wedge p' = a_0 \wedge i' = i + 1) \wedge (q' = q \wedge j' = j)) \vee$$

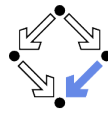
$$(I = B \wedge (p' = p \wedge i' = i) \wedge (q = b_1 \wedge q' = b_2 \wedge j' = j + 1)) \vee$$

$$(I = _ \wedge (p = a_0 \wedge p' = a_1 \wedge i' = i) \wedge (q = b_0 \wedge q' = b_1 \wedge j' = i)) \vee$$

$$(I = _ \wedge (p = a_1 \wedge p' = a_2 \wedge i' = j) \wedge (q = b_2 \wedge q' = b_0 \wedge j' = j)).$$

Problem: state relation of each component refers to local variable of other component (variables are shared).

Example (Revised)



```

0 :: loop
  a0 : send(i)
  a1 : i := receive()
  a2 : i := i + 1
end

1 :: loop
  b0 : j := receive()
  b1 : j := j + 1
  b2 : send(j)
end
    
```

- Two labeled systems $\langle I_0, R_0 \rangle$ and $\langle I_1, R_1 \rangle$.

...

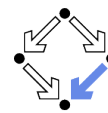
$External := \{M_k : k \in \mathbb{N}\} \cup \{N_k : k \in \mathbb{N}\}$.

$R_0(I, \langle p, i \rangle, \langle p', i' \rangle) :\Leftrightarrow$
 $(I = \overline{M}_i \wedge p = a_0 \wedge p' = a_1 \wedge i' = i) \vee$
 $(\exists k \in \mathbb{N} : I = N_k \wedge p = a_1 \wedge p' = a_2 \wedge i' = k) \vee$
 $(I = A \wedge p = a_2 \wedge p' = a_0 \wedge i' = i + 1).$

$R_1(I, \langle q, j \rangle, \langle q', j' \rangle) :\Leftrightarrow$
 $(\exists k \in \mathbb{N} : I = M_k \wedge q = b_0 \wedge q' = b_1 \wedge j' = k) \vee$
 $(I = B \wedge q = b_1 \wedge q' = b_2 \wedge j' = j + 1) \vee$
 $(I = \overline{N}_j \wedge q = b_2 \wedge q' = b_0 \wedge j' = j).$

Encode message value in label.

Example (Continued)



Composition of $\langle I_0, R_0 \rangle$ and $\langle I_1, R_1 \rangle$ to $\langle I, R \rangle$.

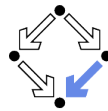
$State = (PC \times \mathbb{N}) \times (PC \times \mathbb{N}).$

$I(p, i, q, j) :\Leftrightarrow p = a_0 \wedge i \in \mathbb{N} \wedge q = b_0.$

$R(I, \langle p, i, q, j \rangle, \langle p', i', q', j' \rangle) :\Leftrightarrow$
 $(I = A \wedge (p = a_2 \wedge p' = a_0 \wedge i' = i + 1) \wedge (q' = q \wedge j' = j)) \vee$
 $(I = B \wedge (p' = p \wedge i' = i) \wedge (q = b_1 \wedge q' = b_2 \wedge j' = j + 1)) \vee$
 $(I = _ \wedge \exists k \in \mathbb{N} : k = i \wedge$
 $(p = a_0 \wedge p' = a_1 \wedge i' = i) \wedge (q = b_0 \wedge q' = b_1 \wedge j' = k)) \vee$
 $(I = _ \wedge \exists k \in \mathbb{N} : k = j \wedge$
 $(p = a_1 \wedge p' = a_2 \wedge i' = k) \wedge (q = b_2 \wedge q' = b_0 \wedge j' = j)).$

Logically equivalent to previous definition of transition relation.

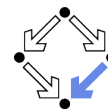
The Client/Server System



Asynchronous composition of three components $Client_1$, $Client_2$, $Server$.

- $Client_i$: $State := PC \times \mathbb{N}_2 \times \mathbb{N}_2$.
 - Three variables pc , $request$, $answer$.
 - pc represents the program counter.
 - $request$ is the buffer for outgoing requests.
 - Filled by client, when a request is to be sent to server.
 - $answer$ is the buffer for incoming answers.
 - Checked by client, when it waits for an answer from the server.
- $Server$: $State := (\mathbb{N}_3)^3 \times (\{1, 2\} \rightarrow \mathbb{N}_2)^2$.
 - Variables $given$, $waiting$, $sender$, $rbuffer$, $sbuffer$.
 - No program counter.
 - We use the value of $sender$ to check whether server waits for a request ($sender = 0$) or answers a request ($sender \neq 0$).
 - Variables $given$, $waiting$, $sender$ as in program.
 - $rbuffer(i)$ is the buffer for incoming requests from client i .
 - $sbuffer(i)$ is the buffer for outgoing answers to client i .

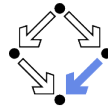
External Transitions



- $Ext := \{REQ_1, REQ_2, ANS_1, ANS_2\}$.
 - Transition labeled REQ_i transmits a request from client i to server.
 - Enabled when $request \neq 0$ in client i .
 - Effect in client i : $request' = 0$.
 - Effect in server: $rbuffer'(i) = 1$.
 - Transition labeled ANS_i transmits an answer from server to client i .
 - Enabled when $sbuffer(i) \neq 0$.
 - Effect in server: $sbuffer'(i) = 0$.
 - Effect in client i : $answer' = 1$.

The external transitions correspond to system-level actions of the communication subsystem (rather than to the user-level actions of the client/server program).

The Client



Client system $C_i = \langle IC_i, RC_i \rangle$.

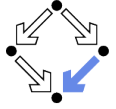
$State := PC \times \mathbb{N}_2 \times \mathbb{N}_2$.
 $Int := \{R_i, S_i, C_i\}$.

$IC_i(pc, request, answer) :\Leftrightarrow$
 $pc = R \wedge request = 0 \wedge answer = 0$.
 $RC_i(l, \langle pc, request, answer \rangle, \langle pc', request', answer' \rangle) :\Leftrightarrow$
 $(l = R_i \wedge pc = R \wedge request = 0 \wedge$
 $pc' = S \wedge request' = 1 \wedge answer' = answer) \vee$
 $(l = S_i \wedge pc = S \wedge answer \neq 0 \wedge$
 $pc' = C \wedge request' = request \wedge answer' = 0) \vee$
 $(l = C_i \wedge pc = C \wedge request = 0 \wedge$
 $pc' = R \wedge request' = 1 \wedge answer' = answer) \vee$

 $(l = \overline{REQ}_i \wedge request \neq 0 \wedge$
 $pc' = pc \wedge request' = 0 \wedge answer' = answer) \vee$
 $(l = \overline{ANS}_i \wedge$
 $pc' = pc \wedge request' = request \wedge answer' = 1)$.

```
Client(ident):
  param ident
  begin
    loop
      ...
    R: sendRequest()
    S: receiveAnswer()
    C: // critical region
      ...
    sendRequest()
  endloop
end Client
```

The Server



Server system $S = \langle IS, RS \rangle$.

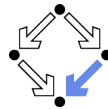
$State := (\mathbb{N}_3)^3 \times (\{1, 2\} \rightarrow \mathbb{N}_2)^2$.
 $Int := \{D1, D2, F, A1, A2, W\}$.

$IS(given, waiting, sender, rbuffer, sbuffer) :\Leftrightarrow$
 $given = waiting = sender = 0 \wedge$
 $rbuffer(1) = rbuffer(2) = sbuffer(1) = sbuffer(2) = 0$.
 $RS(l, \langle given, waiting, sender, rbuffer, sbuffer \rangle, \langle given', waiting', sender', rbuffer', sbuffer' \rangle) :\Leftrightarrow$
 $\exists i \in \{1, 2\} :$
 $(l = D_i \wedge sender = 0 \wedge rbuffer(i) \neq 0 \wedge$
 $sender' = i \wedge rbuffer'(i) = 0 \wedge$
 $U(given, waiting, sbuffer) \wedge$
 $\forall j \in \{1, 2\} \setminus \{i\} : U_j(rbuffer)) \vee$
 \dots

$U(x_1, \dots, x_n) :\Leftrightarrow x'_1 = x_1 \wedge \dots \wedge x'_n = x_n$.
 $U_j(x_1, \dots, x_n) :\Leftrightarrow x'_1(j) = x_1(j) \wedge \dots \wedge x'_n(j) = x_n(j)$.

```
Server:
  local given, waiting, sender
  begin
    given := 0; waiting := 0
    loop
      D: sender := receiveRequest()
        if sender = given then
          if waiting = 0 then
            F: given := 0
          else
            A1: given := waiting;
              waiting := 0
              sendAnswer(given)
            endif
          elsif given = 0 then
            A2: given := sender
              sendAnswer(given)
            else
              W: waiting := sender
            endif
          endloop
        end Server
```

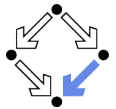
The Server (Contd)



\dots
 $(l = F \wedge sender \neq 0 \wedge sender = given \wedge waiting = 0 \wedge$
 $given' = 0 \wedge sender' = 0 \wedge$
 $U(waiting, rbuffer, sbuffer)) \vee$
 $(l = A1 \wedge sender \neq 0 \wedge sbuffer(waiting) = 0 \wedge$
 $sender = given \wedge waiting \neq 0 \wedge$
 $given' = waiting \wedge waiting' = 0 \wedge$
 $sbuffer'(waiting) = 1 \wedge sender' = 0 \wedge$
 $U(rbuffer) \wedge$
 $\forall j \in \{1, 2\} \setminus \{waiting\} : U_j(sbuffer)) \vee$
 $(l = A2 \wedge sender \neq 0 \wedge sbuffer(sender) = 0 \wedge$
 $sender \neq given \wedge given = 0 \wedge$
 $given' = sender \wedge$
 $sbuffer'(sender) = 1 \wedge sender' = 0 \wedge$
 $U(waiting, rbuffer) \wedge$
 $\forall j \in \{1, 2\} \setminus \{sender\} : U_j(sbuffer)) \vee$
 \dots

```
Server:
  local given, waiting, sender
  begin
    given := 0; waiting := 0
    loop
      D: sender := receiveRequest()
        if sender = given then
          if waiting = 0 then
            F: given := 0
          else
            A1: given := waiting;
              waiting := 0
              sendAnswer(given)
            endif
          elsif given = 0 then
            A2: given := sender
              sendAnswer(given)
            else
              W: waiting := sender
            endif
          endloop
        end Server
```

The Server (Contd'2)

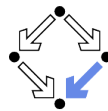


\dots
 $(l = W \wedge sender \neq 0 \wedge sender \neq given \wedge given \neq 0 \wedge$
 $waiting' := sender \wedge sender' = 0 \wedge$
 $U(given, rbuffer, sbuffer)) \vee$

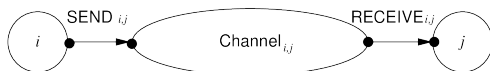
 $\exists i \in \{1, 2\} :$
 $(l = \overline{REQ}_i \wedge rbuffer'(i) = 1 \wedge$
 $U(given, waiting, sender, sbuffer) \wedge$
 $\forall j \in \{1, 2\} \setminus \{i\} : U_j(rbuffer)) \vee$
 $(l = \overline{ANS}_i \wedge sbuffer(i) \neq 0 \wedge$
 $sbuffer'(i) = 0 \wedge$
 $U(given, waiting, sender, rbuffer) \wedge$
 $\forall j \in \{1, 2\} \setminus \{i\} : U_j(sbuffer))$.

```
Server:
  local given, waiting, sender
  begin
    given := 0; waiting := 0
    loop
      D: sender := receiveRequest()
        if sender = given then
          if waiting = 0 then
            F: given := 0
          else
            A1: given := waiting;
              waiting := 0
              sendAnswer(given)
            endif
          elsif given = 0 then
            A2: given := sender
              sendAnswer(given)
            else
              W: waiting := sender
            endif
          endloop
        end Server
```

Communication Channels



We also model the communication medium between components.



- **Bounded channel** $Channel_{i,j} = (ICH, RCH_{i,j})$.
 - Transfers message from component with address i to component j .
 - May hold at most N messages at a time (for some N).
 - $State := Value^*$.
 - Sequence of values of type $Value$.
 - $Ext := \{SEND_{i,j}(m) : m \in Value\} \cup \{RECEIVE_{i,j}(m) : m \in Value\}$.
 - By $SEND_{i,j}(m)$, channel receives from sender i a message m destined for receiver j ; by $RECEIVE_{i,j}(m)$, channel forwards that message.

$ICH(queue) :\Leftrightarrow queue = \langle \rangle$.

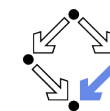
$RCH_{i,j}(l, queue, queue') :\Leftrightarrow$

$\exists m \in Value :$

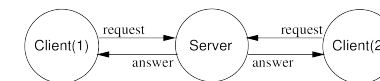
$(l = SEND_{i,j}(m) \wedge |queue| < N \wedge queue' = queue \circ \langle m \rangle) \vee$

$(l = RECEIVE_{i,j}(m) \wedge |queue| > 0 \wedge queue = \langle m \rangle \circ queue')$.

Client/Server Example with Channels



- Server receives address 0.
 - Label REQ_i is renamed to $RECEIVE_{i,0}(R)$.
 - Label ANS_i is renamed to $SEND_{0,i}(A)$.
- Client i receives address i ($i \in \{1, 2\}$).
 - Label REQ_i is renamed to $SEND_{i,0}(R)$.
 - Label ANS_i is renamed to $RECEIVE_{0,i}(A)$.
- System is composed of seven components:
 - $Server, Client_1, Client_2$.
 - $Channel_{0,1}, Channel_{1,0}$.
 - $Channel_{0,2}, Channel_{2,0}$.



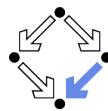
Also channels are active system components.

1. A Client/Server System

2. Modeling Concurrent Systems

3. A Model of the Client/Server System

4. Summary



Summary

- A system is described by
 - its (finite or infinite) **state space**,
 - the **initial state condition** (set of input states),
 - the **transition relation** on states.
- State space of composed system is **product of component spaces**.
 - Variable shared among components occurs only once in product.
- System composition can be
 - **synchronous**: conjunction of individual transition relations.
 - Suitable for digital hardware.
 - **asynchronous**: disjunction of relations.
 - **Interleaving** model: each relation conjoins the transition relation of one component with the identity relations of all other components.
 - Suitable for concurrent software.
- **Message passing systems** may be modeled by using labels:
 - Synchronize transitions of sender and receiver.
 - Carry values to be transmitted from sender to receiver.