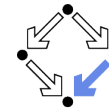
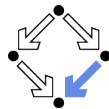


Object-Oriented Programming in C++

(Course "Programming 2")

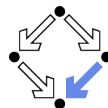
Wolfgang Schreiner
Wolfgang.Schreiner@risc.jku.at

Research Institute for Symbolic Computation (RISC)
Johannes Kepler University, Linz, Austria
<http://www.risc.jku.at>



1. Overview
2. Development
3. Graphical Output
4. Text Input and Output

Overview

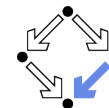


A continuation of the course "Programming 1" in the last semester.

- **Last semester:** procedural ("imperative") programming in C++.
 - Focus on organization of control flow.
 - Passive entities ("data") processed by active entities ("functions").
 - Programs organized as sets of functions.
- **This semester:** object-oriented programming in C++.
 - Focus on organization of data.
 - "Classes" combine data and functions to "objects".
 - Programs organized as sets of classes.

Modern approach to "programming in the large".

Example



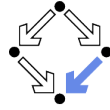
```
struct Date {
    int day;
    int month;
}

static void print(Date d)
{
    cout << d.day << "."
        << d.month << ".";
}

Date d;
d.day = 24;
d.month = 12;
print(d);

class Date {
private:
    int day;
    int month;
public:
    Date(int d, int m) {
        day = d;
        month = m;
    }
    void print() {
        cout << day << "."
            << month << ".";
    }
}

Date d(24, 12);
d.print();
```



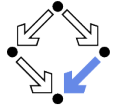
Topics

- **Classes:** combining data and functions.
 - Classes versus records (“structs”).
 - Construction, destruction, assignments.
 - Static members versus non-static members.
- **Inheritance:** building class hierarchies.
 - Classes and subclasses.
 - Virtual functions and overriding.
 - Abstract classes, interfaces, frameworks.
- **Templates:** type-generic (“polymorphic”) programming.
 - Function templates.
 - Class templates.
- **The C++ Standard Library:** reusing existing functionality.
 - Basic features (I/O, numerics, etc).
 - Containers, iterators, and algorithms.

Wolfgang Schreiner

<http://www.risc.jku.at>

5/49



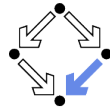
Organization

- **Lecture:** concepts and examples.
 - Slides, blackboard, online demonstrations.
- **Assignments:** moderate programming exercises.
 - 6 assignments are given.
 - Results to be submitted within 2 weeks.
 - Tutors: Armin Hinterreither and Johannes Grünberger.
 - See the course site for the date of the meeting offered every week.
- **Grades:** based on final exam and assignments.
 - Final exam (50%): concepts and small programming tasks.
 - Assignments (50%): best 5 results are evaluated.
 - Both exam and assignments have to be positive.
- **Literature:** no lecture notes, get a C++ textbook!
 - C++ is complex and involves many details.
 - Lecture notes could not provide a reasonable substitute.

Wolfgang Schreiner

<http://www.risc.jku.at>


6/49



Literature

- Jürgen Wolf, Martin Guddat: *Grundkurs C++*, Rheinwerk Computing, 4. Auflage, 2021.
- 18 chapters, 495 pages.
- Chapters 1–10: previous semester.
- Chapters 11–18: this semester.
- EUR 15,32 (Amazon).

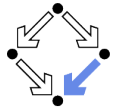
Compact C++ introduction in German.



Wolfgang Schreiner

<http://www.risc.jku.at>

7/49



Literature

- Thomas Theis, *Einstieg in C++*, Rheinwerk Computing, 2. Auflage, 2020.
- 17 chapters, 547 pages.
- Chapters 1–9: previous semester.
- Chapters 10–14: this semester.
- EUR 25,60 (Amazon).

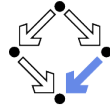
Compact C++ introduction in German.



Wolfgang Schreiner

<http://www.risc.jku.at>

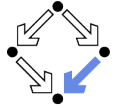

8/49



Literature

- Torsten T. Will, *C++: Das umfassende Handbuch, aktuell zum Standard C++20*, Rheinwerk Computing, 2. Auflage, 2020.
- 31 chapters in 5 parts, 1200 pages.
- Part I: previous semester.
- Parts II-V (selected): this semester.
- EUR 40,24 (Amazon).

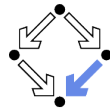

Comprehensive C++ introduction in German.



Literature

- Stanley B. Lippman, Barbara E. Moo, Josee Lajoie *C++ Primer*, Addison-Wesley, 5th edition, 2012.
- 19 chapters + appendix, 900 pages.
- Chapters 1–6: previous semester.
- Chapters 7–16: this semester.
- EUR 37,30 (Amazon).

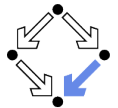

Comprehensive C++ introduction in English.



Literature

- Bjarne Stroustrup, *The C++ Programming Language*, 4th edition, Addison-Wesley, 2013.
- 44 chapters, 1300 pages.
- Chapters 1–15: previous semester.
- Chapters 16–33: this semester.
- EUR 49,34 (Amazon).


Not an introduction, but the full reference.

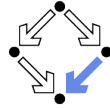


Literature

- Ray Lischner, *C++ in a Nutshell*, O'Reilly, 2003.
- 12 chapters language (300 pages) + 1 chapter library (400 pages).
- Chapters 1–5: previous semester.
- Chapters 6–10: this semester.
- EUR 27,90 (Amazon).

Not an introduction, but a compact reference.



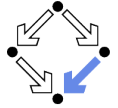


Free Resources

Plenty of free resources in the web.

- C++ language tutorial.
 - 140 pages (PDF), short overview of main language features.
- C++ library reference.
 - A hypertext reference for the C++ standard library.

See the course site for the URLs.

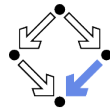


Moodle Course

Central point for electronic communication.

- Register as a participant in the Moodle course.
 - All forum messages will be sent as emails to registered participants.
- Submit assignments via Moodle.
 - No email submissions are accepted.
- Post questions in the “Questions and Answers” forum.
 - Answered by Wolfgang Schreiner or by one of the tutors.

<https://www.risc.jku.at/people/schreine/courses/ss2022/prog2>

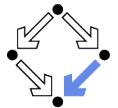


1. Overview

2. Development

3. Graphical Output

4. Text Input and Output



C++ Development

Free integrated development environments (IDEs) for C++.

- **Eclipse IDE for C/C++ Developers**
 - <https://www.eclipse.org/downloads/packages/>
 - GNU/Linux and MacOS X: The GNU C++ Compiler.
 - Debian: `apt-get install g++`
 - Windows: MinGW and MSYS.

<http://www.mingw.org>

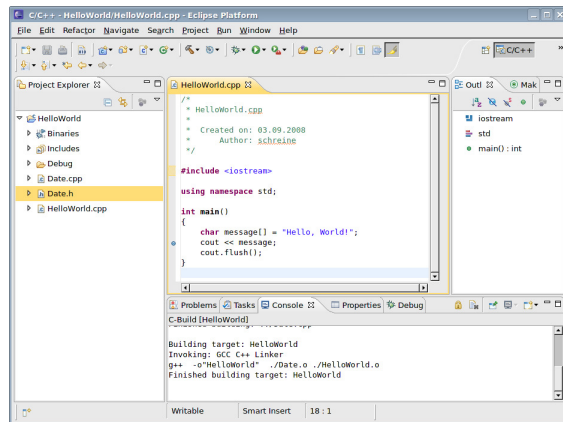
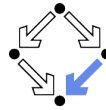
<http://max.berger.name/howto/cdt>

- **Microsoft Visual Studio Community**

<https://www.visualstudio.com/downloads>

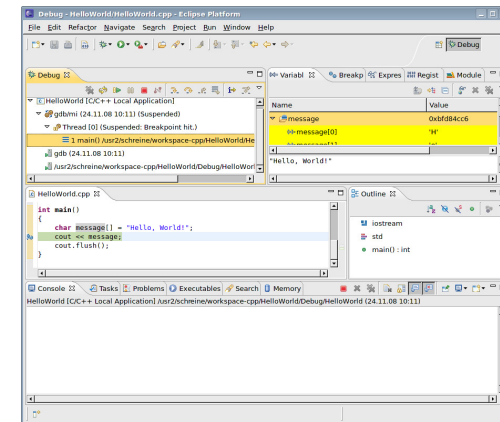
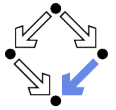
A decent IDE makes program development much more productive.

Eclipse IDE for C/C++ Developers



Good support for development and for correcting compilation errors.

Eclipse Debug View



Learn to use a debugger for correcting runtime errors!

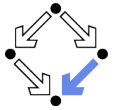
1. Overview

2. Development

3. Graphical Output

4. Text Input and Output

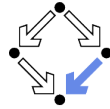
Graphical Output



Not in the C++ standard but system-dependent.

- We provide a small portable library for drawing pictures.
 - Based on the CImg library <http://cimg.eu>
 - Works for GNU/Linux, Microsoft Windows, MacOS X.
- Library consists of three source files:
 - Drawing.h
 - Drawing.cpp
 - CImg.h
- Download files from course site and use for your programs.
 - Drawing.h must be included in sources.
 - Drawing.cpp (includes CImg.h) has to be compiled and linked to executable program.
- Usage is demonstrated in file Main.cpp.

See the course site for more information.

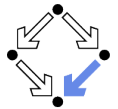


Example (file Main.cpp)

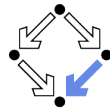
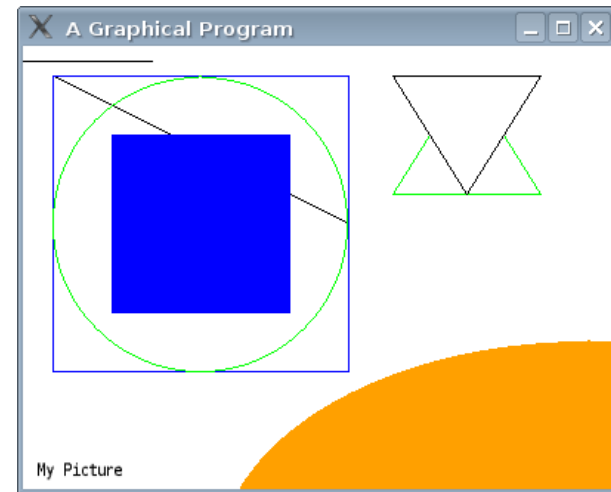
```
#include "Drawing.h"
using namespace compsys;

const unsigned int BLACK = 0x000000;
const unsigned int WHITE = 0xFFFFFFFF;
...

int main() {
    beginDrawing(400, 300, "A Graphical Program");
    drawLine(20, 20, 220, 120);
    drawRectangle(20, 20, 200, 200, BLUE);
    fillRectangle(60, 60, 120, 120, BLUE);
    drawEllipse(21, 21, 198, 198, GREEN);
    fillEllipse (getWidth()/3, getHeight()*2/3, 500, 300, ORANGE);
    int xs[] = { 300, 350, 250 }; int ys[] = { 20, 100, 100 };
    drawPolygon(3, xs, ys, GREEN);
    int xs0[] = { 300, 350, 250 }; int ys0[] = { 100, 20, 20 };
    fillPolygon(3, xs0, ys0, WHITE, BLACK);
    drawText(10, 280, "My Picture");
    for (int i=0; i<getWidth(); i++) drawPoint(i, 10);
    endDrawing();
}
```



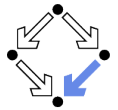
Example



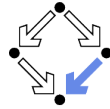
Interface (file Drawing.h)

```
void beginDrawing(int width, int height, const char *title,
                 unsigned int color = 0xFFFFFFFF, bool flush = true);
void endDrawing();
void flush();
int getWidth();
int getHeight();
void drawPoint(int x, int y, unsigned int color = 0);
void drawLine(int x0, int y0, int x1, int y1, unsigned int color = 0);
void drawRectangle(int x, int y, int w, int h, unsigned int color = 0);
void fillRectangle(int x, int y, int w, int h,
                  unsigned int fcolor = 0, unsigned int ocolor = NO_COLOR);
void drawEllipse(int x, int y, int w, int h, unsigned int color = 0);
void fillEllipse(int x, int y, int w, int h,
                 unsigned int fcolor = 0, unsigned int ocolor = NO_COLOR);
void drawPolygon(int n, int* xs, int *ys, unsigned int color = 0);
void fillPolygon(int n, int* xs, int *ys,
                 unsigned int fcolor = 0, unsigned int ocolor = NO_COLOR);
void drawText(int x, int y, const char *text,
              int size = 14, unsigned int color = 0);
```

See "Drawing.h" for the detailed specification of the interface.



1. Overview
2. Development
3. Graphical Output
4. Text Input and Output



C Standard Input/Output

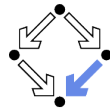
Also in C++, the standard I/O functions of C can be used.

```
#include <cstdio>
using namespace std;

int main() {
    char day[20]; int hour; int min;
    printf("Day:   "); scanf("%19s", day);
    printf("Hour:  "); scanf("%d", &hour);
    printf("Minute: "); scanf("%d", &min);
    printf("%s, %.2d:%.2d\n", day, hour, min);
}
```

```
Day:   Monday
Hour:  6
Minute: 5
Monday, 06:05
```

Low-level and unsafe, C++ provides better alternatives.



I/O Operators

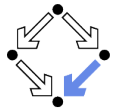
The shift operators are overloaded for all kinds of streams.

- **Writing: operator<<**
 - *out* << *val*: write value *val* to output stream *out*.
- **Reading: operator>>**
 - *in* >> *var*: read value from input stream *in* into variable *var*.
- **Typical: chaining of multiple operations on a stream.**
 - Write multiple values to an output stream:


```
out << val1 << val2 << ...;
```
 - Read multiple values from an input stream:


```
in >> var1 >> var2 >> ...;
```

The operators can be also overloaded for user-defined datatypes.

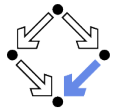


C++ I/O Streams

C++ I/O is based on the concept of “streams”.

- **Stream**: an abstraction of an input/output device.
 - A sequence of characters (bytes) flowing from/to a source/sink.
- Stream sources/sinks may be **physical devices**.
 - Console, keyboard, disk file, ...
 - Characters written/read are physically input/output.
 - Class `fstream` (file streams).
- Stream sources/sinks may be **abstract devices**.
 - Strings, buffers, ...
 - Characters written/read are transferred to/from data object.
 - Class `stringstream` (string streams).

By this abstraction, the same program can operate without significant modification on a multitude of different devices.



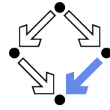
Reading a Sequence of Values

A common pattern for reading a sequence of values.

```
while (true)
{
    int input;
    cin >> input;
    if (!cin) break;
    ... // process input
}
```

- The conversion of a stream to a boolean indicates the success of the last operation on that stream.
 - If `(!cin)` yields “true”, the last operation on `cin` has failed (e.g. because of an unsuccessful attempt to read from the stream).

Check the status of input stream after every read operation!

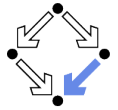


I/O Manipulators

Manipulators can be inserted into a stream to influence its behavior.

```
out << val1 << endl << val2; // insert new line
in >> var1 >> ws >> var2; // eat white space
```

- **<iostream>**: input/output manipulators.
 - endl: insert new line and flush.
 - ends: insert null character and flush.
 - flush: flush stream buffer.
 - ws: eat white space.
- **<ios>**: formatting flags manipulators.
 - dec/hex/oct: use decimal/hexadecimal/octal number base.
 - skipws/noskipws: (do not) skip white space.
 - ...
- **<iomanip>**: parameterized manipulators.
 - setprecision(*n*): set output precision to *n* digits.
 - setw(*n*): set field width of output to *n* characters.
 - ...



I/O Manipulators

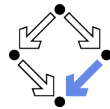
cplusplus.com: "C++ Reference".

Independent flags (switch on):

boolalpha	Alphanumerical bool values (manipulator function)
showbase	Show numerical base prefixes (manipulator function)
showpoint	Show decimal point (manipulator function)
showpos	Show positive signs (manipulator function)
skipws	Skip whitespaces (manipulator function)
unitbuf	Flush buffer after insertions (manipulator function)
uppercase	Generate upper-case letters (manipulator function)

Independent flags (switch off):

noboolalpha	No alphanumerical bool values (manipulator function)
noshowbase	Do not show numerical base prefixes (manipulator function)
noshowpoint	Do not show decimal point (manipulator function)
noshowpos	Do not show positive signs (manipulator function)
noskipws	Do not skip whitespaces (manipulator function)
nounitbuf	Do not force flushes after insertions (manipulator function)
nouppercase	Do not generate upper case letters (manipulator function)



Example

cplusplus.com: "C++ Reference".

```
#include <iostream>
using namespace std;

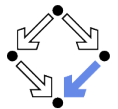
int main () {
    char a[10], b[10];

    cin >> noskipws;
    cin >> a >> ws >> b;
    cout << a << ", " << b << endl;

    return 0;
}
```

Input:
one
two

Output:
one, two



I/O Manipulators

Numerical base format flags ("basefield" flags):

dec	Use decimal base (manipulator function)
hex	Use hexadecimal base (manipulator function)
oct	Use octal base (manipulator function)

Floating-point format flags ("floatfield" flags):

fixed	Use fixed-point notation (manipulator function)
scientific	Use scientific notation (manipulator function)

Adjustment format flags ("adjustfield" flags):

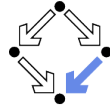
internal	Adjust field by inserting characters at an internal position (m.f.)
left	Adjust output to the left (manipulator function)
right	Adjust output to the right (manipulator function)

Input manipulators

ws	Extract whitespaces (manipulator function)
----	--

Output manipulators

endl	Insert newline and flush (manipulator function)
ends	Insert null character (manipulator function)
flush	Flush stream buffer (manipulator function)



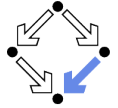
Example

cplusplus.com: "C++ Reference".

```
#include <iostream>
using namespace std;

int main () {
    int n;
    n=70;
    cout << dec << n << endl;
    cout << hex << n << endl;
    cout << oct << n << endl;
    return 0;
}
```

70
46
106



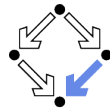
I/O Manipulators

cplusplus.com: "C++ Reference".

Parameterized manipulators

These functions take parameters when used as manipulators. They require the explicit inclusion of the header file <iomanip>.

setiosflags	Set format flags (manipulator function)
resetiosflags	Reset format flags (manipulator function)
setbase	Set basefield flag (manipulator function)
setfill	Set fill character (manipulator function)
setprecision	Set decimal precision (manipulator function)
setw	Set field width (manipulator function)



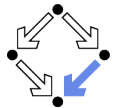
Example

cplusplus.com: "C++ Reference".

```
#include <iostream>
#include <iomanip>
using namespace std;

int main () {
    double f = 3.14159;
    cout << setprecision (5) << f << endl; // up to 5 digits (both sides of ".")
    cout << setprecision (9) << f << endl; // up to 9 digits (both sides of ".")
    cout << fixed;
    cout << setprecision (5) << f << endl; // exactly 5 digits to the right of "."
    cout << setprecision (9) << f << endl; // exactly 9 digits to the right of "."
    return 0;
}
```

3.1416
3.14159
3.14159
3.141590000



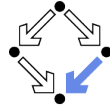
Example

cplusplus.com: "C++ Reference".

```
#include <iostream>
using namespace std;

int main () {
    int n;
    n=-77;
    cout << setw(6);
    cout << internal << n << endl;
    cout << left << n << endl;
    cout << right << n << endl;
    return 0;
}
```

- 77
-77
-77



String Streams

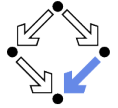
cplusplus.com: "C++ Reference"

```
stringstream                                class (header <sstream>)
Input/output string stream class
```

stringstream provides an interface to manipulate strings as if they were input/output streams.

The objects of this class maintain internally a pointer to a stringbuf object that can be obtained/modified by calling member rdbuf. This streambuf-derived object controls a sequence of characters (string) that can be obtained/modified by calling member str.

We can use I/O operations to construct strings and parse them.



Example

cplusplus.com: "C++ Reference" (modified).

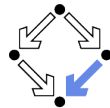
```
#include <iostream>
#include <sstream>
using namespace std;

int main () {
    int val;
    stringstream ss;

    ss << "120 42 377 6 5 2000";

    for (int n=0; n<6; n++)
    {
        ss >> val;
        cout << val*2 << endl;
    }

    return 0;
}
```



File Streams

cplusplus.com: "C++ Reference".

```
fstream
Input/output file stream class
```

fstream provides an interface to read and write data from files as input/output streams.

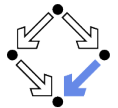
The objects of this class maintain internally a pointer to a filebuf object that can be obtained by calling member rdbuf.

The file to be associated with the stream can be specified either as a parameter in the constructor or by calling member open.

After all necessary operations on a file have been performed, it can be closed (or disassociated) by calling member close. Once closed, the same file stream object may be used to open another file.

The member function is_open can be used to determine whether the stream object is currently associated with a file.

File streams represent the contents of files (not the file system data).

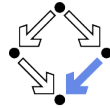


Examples

```
#include <fstream>
#include <iostream>
using namespace std;

// read from file in.txt, let constructor open file
int main () {
    fstream in ("in.txt", fstream::in);
    if (!in) return;
    // input operations (in >> var)
    in.close();
    return 0;
}

// append to file out.txt, call open() for opening file
int main () {
    fstream out;
    out.open("out.txt", fstream::out | fstream::app);
    if (!out) return;
    // output operations (out << value)
    out.close();
    return 0;
}
```



Constructing a File Stream

cplusplus.com: "C++ Reference".

`fstream::fstream` constructor member

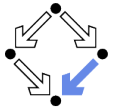
```
fstream ( );
explicit fstream ( const char * filename,
                  ios_base::openmode mode = ios_base::in | ios_base::out );
```

Construct object and optionally open file

Constructs an object of the `fstream` class. This implies the initialization of the associated `filebuf` object and the call to the constructor of its base class with the `filebuf` object as parameter.

Additionally, when the second constructor version is used, the stream is associated with a physical file as if a call to the member function `open` with the same parameters was made.

If the constructor is not successful in opening the file, the object is still created although no file is associated to the stream buffer and the stream's `failbit` is set (which can be checked with inherited member `fail`).



Opening a File Stream

cplusplus.com: "C++ Reference".

`fstream::open` public member function

```
void open ( const char * filename,
            ios_base::openmode mode = ios_base::in | ios_base::out );
```

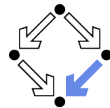
Open file

Opens a file whose name is `s`, associating its content with the stream object to perform input/output operations on it. The operations allowed and some operating details depend on parameter `mode`.

The function effectively calls `rdbuf()->open(filename,mode)`.

If the object already has a file associated (`open`), the function fails.

On failure, the `failbit` flag is set (which can be checked with member `fail`), and depending on the value set with exceptions an exception may be thrown.



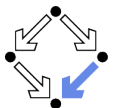
File Modes

`ios_base::openmode` public member type

Bitmask type to represent stream opening mode flags. A value of this type can be any valid combination of the following member constants:

flag value	opening mode
<code>app</code>	(append) Set the stream's position indicator to the end of the stream before each output operation.
<code>ate</code>	(at end) Set the stream's position indicator to the end of the stream on opening.
<code>binary</code>	(binary) Consider stream as binary rather than text.
<code>in</code>	(input) Allow input operations on the stream.
<code>out</code>	(output) Allow output operations on the stream.
<code>trunc</code>	(truncate) Any current content is discarded, assuming a length of zero on opening.

These constants are defined in the `ios_base` class as public members. Therefore, they can be referred to either directly by their name as `ios_base` members (like `ios_base::in`) or by using any of their inherited classes or instantiated objects, like for example `ios::ate` or `cout.out`.



Closing a File Stream

cplusplus.com: "C++ Reference".

`fstream::close` public member function

```
void close ( );
```

Close file

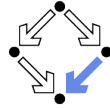
Closes the file currently associated with the object, disassociating it from the stream. Any pending output sequence is written to the physical file.

The function effectively calls `rdbuf()->close()`.

The function fails if no file is currently open (associated) with this object.

On failure, the `failbit` internal state flag is set (which can be checked with member `fail`), and depending on the value set with exception an exception may be thrown.

Before a file stream is closed, it is not guaranteed that data are on disk.



Flushing a Stream

cplusplus.com: "C++ Reference".

```
ostream::flush                                     public member function
ostream& flush ( );
```

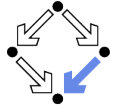
Flush output stream buffer

Synchronizes the buffer associated with the stream to its controlled output sequence. This effectively means that all unwritten characters in the buffer are written to its controlled output sequence as soon as possible ("flushed").

The function only has meaning for buffered streams, in which case it effectively calls the pubsync member of the streambuf object (rdbuf()->pubsync()) associated to the stream.

A manipulator exists with the same name and behavior (see flush manipulator).

Typically applied in long running programs to make sure that output generated so far is on disk (not all data are lost when computer fails).



Example

cplusplus.com: "C++ Reference".

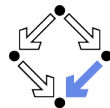
```
#include <fstream>
using namespace std;

int main () {
    fstream outfile ("test.txt", ios::out);

    for (int n=0; n<100; n++) {
        outfile << n << " "; // alternative: outfile << n << " " << flush;
        outfile.flush();
    }

    outfile.close();

    return 0;
}
```



Input/Output File Streams

cplusplus.com: "C++ Reference".

```
ifstream                                         class
```

Input file stream

ifstream provides an interface to read data from files as input streams.

```
ifstream( );
explicit ifstream (const char* filename, ios_base::openmode mode = ios_base::in);
void open(const char* filename, ios_base::openmode mode = ios_base::in);
```

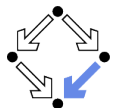
```
ofstream                                         class
```

Output file stream

ofstream provides an interface to write data to files as output streams.

```
ofstream( );
explicit ofstream(const char* filename, ios_base::openmode mode = ios_base::out);
void open(const char* filename, ios_base::openmode mode = ios_base::out);
```

Specialized to support only the corresponding read/write operations.

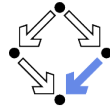


Copying a File of Integers

```
#include <iostream>
#include <fstream>
using namespace std;

int intFileCopy(char* inName, char* outName) throw(string);

int main(int argc, char* argv[]) {
    if (argc != 3) {
        cout << "Usage: intCopy <infile> <outfile>" << endl;
        return -1;
    }
    try {
        int n = intFileCopy(argv[1], argv[2]);
        cout << n << " values copied" << endl;
    }
    catch(string& message) {
        cerr << "Error: " << message << endl;
    }
    return 0;
}
```



Copying a File of Integers (Contd)

```
int intFileCopy(char* inName, char* outName) throw(string) {
    ifstream in(inName);
    if (!in) throw string("could not open input file");

    ofstream out(outName);
    if (!out) { in.close(); throw string("could not open output file"); }

    int i = 0;
    while (true) {
        int input;
        in >> input;
        if (!in) break;
        out << input << endl;
        i = i+1;
    }

    in.close();
    out.close();

    return i;
}
```